

Guideline

Agriculture Pig Farming



Version: 01.01.2024rev01



Contents

1	Fundamentals	4
1.1	Scope of application	4
1.2	Responsibilities	4
2	General requirements	5
2.1	General system requirements	5
2.1.1	[K.O.] General company data	5
2.1.2	Implementation and documentation of self-assessment	5
2.1.3	Fulfilment of measures of the self-assessment	6
2.1.4	Incident and crisis management	6
3	Pig production requirements	6
3.1	Traceability and labelling	6
3.1.1	Operational purchases and incoming goods	6
3.1.2	Verification of eligibility of delivery	7
3.1.3	[K.O.] Marking and identification of livestock	7
3.1.4	[K.O.] Origin and marketing	7
3.1.5	[K.O.] Stock records	8
3.2	Animal welfare farming	8
3.2.1	[K.O.] Monitoring and care of livestock	8
3.2.2	[K.O.] General farming requirements	8
3.2.3	[K.O.] Handling sick and injured animals	9
3.2.4	Sty floor	10
3.2.5	Sty climate, temperature, noise pollution, ventilation	10
3.2.6	Lighting	11
3.2.7	[K.O.] Space allowances	11
3.2.8	[K.O.] Alarm system	12
3.2.9	Emergency power supply	12
3.2.10	Livestock transport	12
3.2.11	Transportability	12
3.2.12	Requirements on loading and unloading equipment for livestock transport	13
3.2.13	[K.O.] Handling livestock during loading	13
3.2.14	[K.O.] Activity material	14
3.2.15	[K.O.] Piglet castration	14
3.3	Feed and feeding	14
3.3.1	[K.O.] Feed supply	14
3.3.2	Hygiene of feeding facilities	15
3.3.3	Feed storage	15
3.3.4	[K.O.] Feed procurement	15
3.3.5	Assignment of compound feed deliveries (bulk) to location numbers	15
3.3.6	Feed production (on-farm mixer)	16
3.3.7	Feed production in cooperation	17
3.3.8	[K.O.] Use of mobile feed milling and mixing plants	17
3.4	Drinking water	17
3.4.1	[K.O.] Water supply	17
3.4.2	Hygiene of drinking facilities	18

3.5	Animal health/medication	18
3.5.1	Care contract with farm veterinarian	18
3.5.2	[K.O.] Implementation of the stock care	18
3.5.3	[K.O.] Procurement and application of medicines and vaccines	19
3.5.4	[K.O.] Storage of medicines and vaccines	19
3.5.5	[K.O.] Identification of treated livestock	20
3.6	Hygiene	20
3.6.1	Buildings and equipment	20
3.6.2	Hygiene on the farm	20
3.6.3	Handling litter, dung and feed leftovers	20
3.6.4	Carcass storage and pick-up	21
3.6.5	Pest monitoring and control	21
3.6.6	Cleaning and disinfection measures	21
3.6.7	Special hygiene requirements	21
3.7	Monitoring programmes	22
3.7.1	Salmonella monitoring: documentation on salmonella category	22
3.7.2	Salmonella monitoring: measures towards the reduction of salmonella contamination	22
3.8	Livestock transport	23
3.8.1	Requirements for transporting own livestock with own vehicles	23
3.8.2	Requirements for the means of transportation	23
3.8.3	[K.O.] Available space during livestock transport	24
3.8.4	Cleaning and disinfection of means of transportation	25
3.8.5	Delivery documents	25
3.8.6	[K.O.] Time intervals for feeding and watering as well as duration of transportation and resting times (for livestock transport over 50 km)	25
3.8.7	Transport papers (for livestock transport over 50 km)	26
3.8.8	[K.O.] Proof of qualification for drivers/carers (for livestock transport over 65 km)	26
II.	VLOG-Additional Module "Ohne Gentechnik"	26
4	Definitions	27
4.1	Explanation of Symbols	27
4.2	Abbreviations	27
4.3	Terms and Definitions	27
Revision Information Version 01.01.2024 (rev01 as of 01.03.2024)		29

Note: The Guideline Agriculture Pig Farming is written in German and translated into English. In case of discrepancies between the translation and the German version, the German original is valid.

1 Fundamentals

Basic information on the QS scheme such as organisation, participation conditions, use of the QS certification mark and sanction procedures can be read in the **Guideline General Regulations**.

1.1 Scope of application

Production branch pig farming:

- Pig production
- Gilt rearing/boar rearing
- Sow and piglets production up to weaning
- Piglet rearing

Registration and participation in the QS scheme

Every livestock owner must register the company (= location = location number and production scope) in the QS scheme via a coordinator and sign a contract (declaration of participation and power of attorney) with the coordinator, from the moment of signing, he participates in the QS scheme.

The list of approved coordinators is published under www.q-s.de/en/.

The coordinator is the contact person in all questions about the QS scheme. He is among others responsible for

- The registration of the livestock owner in the QS database,
- The administration of the master data in the QS database,
- The organisation of the audits and
- The participation in monitoring programmes.

Control on the company

Each company is controlled regularly. The controls (audits) are implemented by an auditor, who works for an independent certification body.

After registration in the QS scheme an initial audit is implemented and released by the certification body. If the audit was successful, the company is mostly eligible to deliver after a couple of days and is able to market its animals in the QS scheme. The eligibility of delivery can be checked under www.q-s.de/softwareplattform/en/.

Depending on the result of the audit (QS status I, II or III) the company will be audited on a risk-based schedule (audit interval):

Stage	QS-Status	I	II	III
Agriculture pig farming		3 years	2 years	1 year

The regular audits take place unannounced for each company. In addition, 10 % of the companies will receive an unannounced spot audit in the period between two regular audits.

Furthermore, each company can be controlled additionally, e.g. in a random sample audit.


All details about participation and audits can be found in the **Guideline General Regulations** and in the **Guideline Certification**, which are published on the QS-Website (www.q-s.de/en/) under the link documents.

1.2 Responsibilities

The livestock owner is responsible for ensuring

- Compliance with requirements in this guideline,
- The complete and correct documentation,
- The self-assessment,
- The adequate and timely implementation of corrective actions and
- The correct use of the QS certification mark, where appropriate.

The QS criteria are based on good working practice requirements. The livestock owner must comply at all times with the requirements of the QS scheme and always be in a position to demonstrate compliance with said QS requirements. The livestock owner must ensure that in addition to the requirements of this guideline and the other applicable QS requirements (e.g. general rules and regulations, guideline for certification, monitoring programs), the valid legal requirements (outside Germany comparable foreign legal rules) are satisfied.

Note: The separate document "Explanations on the guideline Agriculture Pig Farming" summarises interpretation aids and suggestions for criteria marked with the symbol .

2 General requirements

2.1 General system requirements

In terms of due diligence and in order to fulfil the obligation to provide evidence to third parties, all documents and records must be kept for at least three years, unless longer storage times are stipulated by law in individual cases.


2.1.1 [K.O.] General company data

A company overview containing the following information must be compiled:

- Address of the company and its locations with official location numbers (e.g. registration number according to the Livestock Transport Regulation (in Germany VVO number)).
- Telephone and fax number, e-mail address
- Legal representative, contact person
- Capacity/operational units for livestock farming, including in particular the number of animals (e.g. number of fattening pigs relevant for the salmonella programme or antibiotic monitoring)
- On-farm mixers (relevant for feed monitoring): the type of feed used (e.g. grains, maize silage, rapeseed meal but also stale bread and bakery products), the quantity of animals per unit or the feed quantity and change of feed.

This data must be up-to-date and complete. The coordinator must therefore be informed without delay about any changes. Furthermore, a sketch or map of the company with clear naming of all areas of the company (in particular sties, carcass storage) and location plans for equipment (in particular for feed, litter) must be provided; for externally stored equipment, a description is sufficient.

All documents concerning the general company data remain at the company. An up-to-date declaration of participation must be available.

 Sketch or map of the company, location plan, declarations of participation, master data sheet

List of livestock care personnel

If more than one person is responsible for taking care of the animals, a list of the relevant livestock care personnel must be kept. This list must be made before the initial audit. It must be updated if required and verified at least once per calendar year. All the persons (first and last name, qualification/instruction, period of employment) who are regularly entrusted with the care of the animals during the year (e.g. family members, permanent staff, temporary workers) must be listed.

 List of livestock care personnel

2.1.2 Implementation and documentation of self-assessment


Compliance with requirements must be verified by means of a qualified self-assessment. The assessment must cover all areas of the company that are of relevance for production in the QS scheme.

The implementation of the self-assessments must be documented before the initial audit and then at least once per calendar year based on a checklist (recommendation: supporting document "Self-Assessment checklist"). If nonconformities are identified, corrective actions including deadlines must be defined and documented. Existing inspection and documentation systems, which prove that the requirements are met, can be used. The self-assessments can be recorded electronically or manually.

 Self-assessment checklist

2.1.3 Fulfilment of measures of the self-assessment

Non-conformities detected during the self-assessment must be corrected as quickly as possible. The implementation of corrective actions must be documented.

 Action plan self-assessment

2.1.4 Incident and crisis management


QS has developed a comprehensive crisis management system that ensures the provision of active support to scheme participants in the event of an incident or crisis. The scheme participants must inform QS and their co-ordinator immediately and - where a legal obligation exists - also the competent authorities about critical incidents where these are of relevance for the QS scheme.

Critical incidents are occurrences that pose or could pose a risk to humans, animals, assets or the QS scheme as a whole. These are for example the official suspension of a company in the event of an outbreak of disease, residues (e.g. harmful substances) in feed, recall actions, unauthorised access of third parties to the company's premises or negative or sensational reports related to the company in the media.

In particular, the scheme participants must inform QS in cases in which

- Nonconformities occur in the procurement of goods, in animal production or marketing that might pose a risk to food or feed safety,
- Preliminary proceedings are initiated due to violation of regulations regarding animal welfare or of regulations to secure feed or food safety or
- Media investigations, critical reports in the media or public protests are held on issues related to feed or food safety or animal welfare.

Every livestock owner must have access to a paper of incident (recommendation: QS-paper of incident) in order to pass on all of the required information to specified recipients without delay. A responsible person who can be reached in case of an incident must be nominated by the company.

 Paper of incident

Emergency plan

Every company must have an emergency plan. It must contain at least the following contact details:

- Contact person who is familiar with the situation at the company (e.g. family member, advisor)
- Attending veterinarian (farm veterinarian)
- Technical emergency service (e.g. electrician) for heating, ventilation and feeding systems

 Emergency plan (sample form: supporting document - emergency plan)

3 Pig production requirements

3.1 Traceability and labelling

3.1.1 Operational purchases and incoming goods

The purchase of goods and services used in pig production, as well as the purchase of livestock, must be documented (date, type, quantity and supplier). The documentation (e.g. on basis of delivery notes or invoices) makes it possible to retrace purchased livestock, goods and services at any time and be able to prove their unobjectionable quality in the event of a complaint.

This applies, among others, to:

- Livestock
- Feed and feed additives (proof of the charging number)
- Animal medication
- Cleaning agents and disinfectants
- Services (e.g. the use of mobile feed milling and mixing plant, animal transporters)

 Delivery notes/invoices, sack tags, feed

3.1.2 Verification of eligibility of delivery

Livestock owners are obliged to purchase certain feed and feed additives, animals, or services exclusively from companies that are eligible to deliver for QS. For this purpose, the QS eligibility of delivery of the respective suppliers must be verified. At the time of delivery/service, the suppliers must be eligible to deliver for the respective production scope in the QS database.

The procedure for checking the eligibility of delivery must be comprehensible. In addition to the query in the scheme participant search, the individual recipient and supplier list in the QS database can also be used.

The verification of the eligibility of delivery is relevant for the criteria ⇒ 3.1.4 [K.O.] Origin and marketing, ⇒ 3.2.10 Livestock transport, ⇒ 3.3.4 [K.O.] Feed procurement and ⇒ 3.3.8 [K.O.] Use of mobile feed milling and mixing plants.

3.1.3 [K.O.] Marking and identification of livestock


All livestock must be marked/identifiable (e.g. due to **German Animal Transport Regulation** (or relevant national legislation) and **EU Hygiene Package (EC) No. 852 – 853/2004** (Meat Hygiene Regulation)).

Livestock owners must mark all pigs with a permanent mark allocated by the responsible authority; this should be completed at the weaning stage at the latest.

A pig may only be moved if it is properly marked. The classification must ensure a unique assignment of the animals to the company of the origin and delivery note.

Pigs in fattening operations, which are intended for relief directly to a slaughter facility and marked in accordance with **Regulation (EC) No. 853/2004** regulation, so that their origin can be identified directly, are allowed to be transported even after loss of the ear tag.

For identification of the supplying site, all QS-fattening pigs must be marked clearly at the latest at the time of delivery to an abattoir (punches/earmark).


 Delivery notes; for animals for slaughter food chain information (copy, e.g. standard declaration)

3.1.4 [K.O.] Origin and marketing

Only animals from QS-certified companies that are eligible to deliver may be marketed as QS-animals (in the following QS-animals are animals, that are produced and marketed in a QS company with eligibility to deliver according to the QS scheme).

For the production of piglets and fattening pigs, the piglets must be purchased from suppliers that are eligible to deliver for QS. The production of piglets, the rearing of fattening piglets and the keeping of fattening pigs (pre-fattening and final fattening) as well as the rearing of breeding animals, which are supposed to be marketed as fattening pigs after selection, must occur constantly under QS conditions. Rearing pigs, gilts, sows and young boars for breeding do not have to come from QS companies.

When animals are sold, both the sender of the animals (= livestock owner) and the customer must have a copy of the delivery document (possible are also EDP-solutions).


 Stock book, delivery notes, food chain information, extract QS database

Proof of origin

Records showing the extended information on food safety must be on hand (cf. **Reg. (EU) No. 1337/2013**).

The rules that apply for the correct categorisation of **slaughter pigs** with regard to the requirements relating to **origin** (based on the group) include the following:

- "Born and reared in Germany": pigs that were both born and reared in Germany.
- "Reared in Germany":
 - Pigs that weigh less than 30 kg on average upon initial shedding in Germany, that have a live weight of at least 80 kg at slaughter, and that are slaughtered at an age of less than six months or
 - Pigs that were fattened for longer than four months in Germany and slaughtered at an age of more than six months.
- This requirement also applies analogously to slaughter pigs from other EU member states: "Reared in multiple member states of the EU".

 Food chain information (copy, e.g. of the standard declaration, also in electronic form)


3.1.5 [K.O.] Stock records

Each livestock owner is obliged to keep and store stock records. This includes stock books or the like.

The stock register can be kept manually or electronically. If kept manually, the stock register must either be bound or put together in the form of loose sheets compiled chronologically with consecutive page numbers.

The following information must be recorded in a pig farm stock register as soon as possible:

- Date of receipt or birth (if born in own company)
- Date of leaving
- Ear tag number
- Number of animals
- Supplier: either the registration name or the name and address of the previous owner
- Buyer: either the registration number or the name and address of the follow-on business (abattoir, disposal firm, post-mortem examination, or other if necessary)

 Stock register, HIT-data, loss records, delivery notes, invoices, certificates from the animal carcass disposal company, inspection findings etc.

In addition to the required entries in the stock register, the number of daily deaths, the number of piglet losses per litter and the number of miscarriages and stillbirths must also be recorded (see also **Pig Production Hygiene Regulations**).

 Loss records

3.2 Animal welfare farming

3.2.1 [K.O.] Monitoring and care of livestock

All animals must be well looked after and cared for in accordance with the good agricultural practices. The persons responsible for this must possess the necessary skills, knowledge and qualifications.

The persons responsible for feeding and caring must check the condition of the animals at least once a day through direct visual inspection and in case of any anomalies act immediately. Dead animals must be removed from the animal area as quickly as possible during animal control.

The control criteria for assessing animal health include, among others:

- Distribution of the animals over the entire usable area
- Feed and water consumption
- Animal's movements
- Frequency and type of breathing
- Changes to the eyes and nose openings
- Changes to the skin and hair
- Excrement properties

3.2.2 [K.O.] General farming requirements

Each form of husbandry must be structured in such a way regarding construction, material, technical fittings and conditions that no avoidable physical health and behavioural damage can be inflicted.

There must be no items in the livestock area which mean an obvious risk of a pollution burden as well as all items which mean a risk to hurt the animals at the tongue and may cause plastic shiver residues e.g. canisters, steel cables, car tires, tubes with metal amplifications, feather-edged plastics.

Pigs must in principle be kept in groups. The following exceptions apply:

- Sick or injured animals that are separated from the group.
- Gilt and sows in the period from one week prior to the farrowing date, during the suckling period and after weaning up until four weeks after successful service. However, the animals must be kept in groups in the period of more than four weeks after service until one week before the presumed farrowing date.
- Pigs which are sustainably incompatible with other pigs or which are subject to such behaviour.
- Gilt or sows in companies with less than ten sows.
- Boars intended for breeding.

Husbandry facilities must always enable individual pigs to have visual contact with other pigs. Pigs must always be able to turn around freely during periods when group housing is compulsory. This also applies to boars kept individually.

Equipment for the illumination, ventilation and supply systems providing equipment must be at least checked daily. Defects at facilities and equipment must be corrected immediately. If that is not possible, measures to protect the health and welfare of the animals must be implemented until the defects are corrected.

The animals must have sufficient protection from adverse weather conditions.

In order to avoid the entry of foreign bodies into the food chain, QS approved livestock owners may not insert any new (subcutaneous) transponder implants (e.g. for labelling of sows).

Animals with implants may be still kept, but the livestock owners must provide notification of the use of implants via the food chain information process when delivering the animals for slaughtering.

Sow Production

If box sties are used, they must be constructed in such a way that the animals cannot injure themselves.

Furthermore, the sows must be able to stand and lie without hindrance and must also be able to stretch their heads out and stretch their legs when lying on their sides.

When housed in groups, each side of the crate must be at least 2.80 m long and at least 2.40 m with groups of fewer than six pigs.

Gestation crates for group housing must be designed in such a way that the animals can activate the access device to the crates by themselves and can access or leave the crates at any time. If the crates are arranged on one side, the aisle width behind the gestation crates must be at least 1.60 m, or 2.0 m if they are arranged on both sides.

Suckling Piglets

Farrowing pens must be equipped with protective fittings in order to prevent piglets from being crushed. The piglets lying area must either be covered in straw or heat-insulated and heatable; perforated floors must be covered.

Suckling piglets may only be weaned from the sows after four weeks. Suckling piglets may be weaned earlier if either the mother or the piglet is experiencing pain, suffering or injury. A suckling piglet may be weaned at three weeks old if a clean and disinfected sty can be provided for it immediately or if the piglet can be kept in a separate sty where there are no sows.

3.2.3 [K.O.] Handling sick and injured animals

If necessary, rejected, aggressive, weak, sick or injured animals must be separated as soon as possible, and treated or killed in accordance with animal welfare regulations. Appropriate accommodation facilities for the recuperation of the animals must be available. The bays for sick and injured animals must be provided with sufficient dry, soft litter or a suitable floor covering which must cover at least the needed lying area per pig (⇒ Chapter 3.2.7 [K.O.] Space allowances). If required a veterinarian must be consulted, especially when indications of the existence of an infection of the entire flock are detected (e.g. an increased number of deaths) or an epidemic is suspected. Where necessary, the livestock owner must inform the veterinarian immediately.

Culling

Any non-treatable animal must be stunned and culled on the company without delay to avoid unnecessary suffering in accordance with the **Regulation on the protection of animals at the time of killing (EU) No. 1099/2009** in conjunction with prevailing national regulations.

Emergency killings must be conducted in a way that spares the animals any avoidable pain, distress or suffering.

Five steps that must be observed in case of culling by the livestock owner:

- Determination if culling is necessary
- Proper anaesthesia with appropriate devices
- Control of anaesthesia (success of anaesthesia)
- Immediate killing of the anaesthetised animal (with appropriate methods)
- Control of death entry

3.2.4 Sty floor

The sty floors in the areas where the animals move about must be stable and non-slip. All facilities (in particular sty floors) must be such that the animals do not come more than unavoidable into contact with faeces and urine and are provided with a dry lying area.

Sties for pigs kept in groups (except for weaner) must have one lying area, there a perforation of 15 % may not be exceeded.

The lying area for gilts and sows in individual attitude is not allowed to be perforated more than in sub-areas, so that residual feed can fall through or faeces or urine can be depressed or flow away.

The width of the beam should at least correspond to the respective slat width. The slat widths in the lounge area of the pigs may not be bigger as listed below.

Table 1: Maximum slat width [mm] in pig production

Weight	Slat Width
Suckling Piglets	11 mm
Weaning Piglets	14 mm
Rearing and Fattening Pigs	18 mm
Gilts, Sows and Boars	20 mm

If cement slat floors will be used, the edges must be deburred and the surface for suckling- and weaning piglets must be at least 5 cm, for all other pigs at least 8 cm. In case of a metal lattice floor made of welded or woven wire mesh, the wire must be sheathed and the diameter of the wire with sheath must be at least 9 mm.

3.2.5 Sty climate, temperature, noise pollution, ventilation

Sties must be heat-insulated where necessary and equipped in such a way that air circulation, dust levels, temperature, relative humidity, concentration of gas in the air and noise pollution are kept at a level which is not harmful to the animals. Maintenance facilities must be designed in a way that a reduction of the heat stress at high sty air temperatures is possible.

Temperature in the sties

In the area where the pigs lie, the temperature must not fall below the temperatures listed in the following (calculated according to average weight in the group and the amount of bedding):

Table 2: Minimum temperatures [°C] in the areas where the pigs lie calculated according to the average weight of the group [live weight in kg]

Weight	Minimum Temperature with Bedding	Minimum Temperature without Bedding
Up to 10 kg	16°C	20°C
From 10 kg to 20 kg	14°C	18°C
Over 20 kg	12°C	16°C

During the first ten days after birth, the temperature in the area where the piglets lie must not fall below 30 °C.

Noise Pollution

Noise pollution from technical facilities must be kept as low as possible in areas where animals are kept. Continuous and sudden noises should be avoided.

3.2.6 Lighting

The intensity and duration of light must be appropriate for the animals kept in sties and can differ depending on the functional area. If the sty has too little natural lighting, it must be lit artificially.

If pigs are kept in sties where a lack of natural light means that artificial lighting is required to maintain the animals' well-being even during daylight hours, then the sty must be lit for at least eight hours a day. The lighting in the area where the animals live must have a brightness of at least 80 lux and must be adjusted to a rhythm of day and night. In clearly defined lying areas, a lighting intensity of 40 lux is sufficient.

If artificial light is needed during daylight hours, there must be sufficient light in the periods when the sties are not lit to allow the pigs to orientate by themselves ("orientation light").

3.2.7 [K.O.] Space allowances

The size of the surface area available to each pig in groups, which must be unrestrictedly usable, is depending on the average weight of the animals as listed below; these figures must be kept to.

Table 3: Minimum surface area [m²] per pig (average weight from the group) [live weight in kg]

Weight	Minimum Surface Area
5 kg to 10 kg	0.15 m ²
over 10 kg to 20 kg	0.20 m ²
over 20 kg to 30 kg	0.35 m ²
over 30 kg to 50 kg	0.50 m ²
over 50 kg to 110kg	0.75 m ²
over 110 kg	1.00 m ²

Table 4: Minimum surface area [m²] per gilt or sow in group housing depending on group size to be used from over four weeks after service until one week before the predicted date of farrowing (applies to new buildings).

Minimum Surface Area	Group Size of up to 5 Animals	6 to 39 Animals	Over 40 Animals
Per Gilt	1.85 m ²	1.65 m ²	1.50 m ²
Per Sow	2.50 m ²	2.25 m ²	2.05 m ²

For rearing pigs, fattening pigs, sows and gilts the minimum lying surface area listed below must be available.

Table 5: Minimum lying surface area [m²]/ rearing pigs and fattening pig, gilt and sow

Weight	Lying Surface Area
Rearing pigs and fattening pigs	At least half of the minimum surface area according to table 3
Gilts	0.95 m ²
Sows	1.3 m ²

An area of at least 6 m² must be provided for boars over 24 months old.

3.2.8 [K.O.] Alarm system

In sties where ventilation is provided by an electrically operated system, there must be an alarm system set up which operates independently of the power grid and provides a warning when the main system or rather the ventilation system breaks down. The alarm systems must be checked for proper functioning at the required intervals based on their technical properties to ensure they are in full working order.

3.2.9 Emergency power supply

An emergency power supply must be present in facilities for keeping livestock in which adequate provision of feed and water for the animals is not assured in the event of a power failure. This applies in particular to facilities with self-supply water systems. Emergency power generators must be checked for proper functioning at the required intervals based on their technical properties.

If an emergency power generator is needed, the technical facilities must be in place to allow the connection of this generator.

If the emergency generator, in case of need, is borrowed from third parties, a contractual agreement of the provision of the emergency generator and its guaranteed functionality must be concluded.

A back-up device that ensures adequate air exchange in the event of system failure must be present in sties in which ventilation is via an electrical system.

 Contractual agreement on the provision of the emergency power generator

3.2.10 Livestock transport

Livestock may only be transported within the QS scheme by QS-approved livestock transport companies. This can be either livestock owners with eligibility to deliver for the QS scheme (transport of own livestock) or commercial companies for animal transport with eligibility to deliver for the QS scheme.

If livestock owners transport their own livestock (with their own or a rented vehicle), the requirements of ⇒ Chapter 3.8 livestock transport must be fulfilled.

If a livestock owner himself orders a livestock transport, only a transporter with eligibility deliver for QS may be used.

 Delivery note

3.2.11 Transportability

Nobody is allowed to carry out or initiate a livestock transport if the animals will be injured or will be subjected to unnecessary suffering (see **Regulation for animal transportation:** Regulation (EC) No. 1/2005; and **German Regulations for the Protection of Animals during Transport**).

Animals may only be transported if they are fit to travel and are spared from any unnecessary pain and suffering. The transportability of the animals must be checked prior to loading.

Animals are considered to be unfit for transport if illness, pathological conditions, weakness or injury prevent them from entering the transport vehicle by themselves.

Injured animals and animals with physiological weakness or pathological conditions are deemed to be not transportable. This includes animals that

- Remain lying down or can only walk with severe pain after stumbling,
- Have a fractured limb or pelvis,
- Have severe haemorrhaging,
- General condition is cause for concern or
- Have visibly been suffering severe pain for a prolonged period.

The transport ban applies to animals that

- Cannot move without pain or assistance,
- Have large, deep wounds or prolapsed organs,
- Are pregnant in an advanced stage of pregnancy (90 % or more) or gave birth less than seven days ago,
- Are newly born mammals whose umbilical wounds have not yet to fully healed or
- Are piglets less than three weeks old.

Animals can usually be considered as transportable in the following cases:

- The animals are only suffering slight injuries or are only slightly ill and the transportation would not cause them any additional suffering.
- They are transported under veterinary supervision in order to receive/after receiving medical treatment or a diagnosis. However, transport in these circumstances is only permitted if the animals in question are not subjected to any unnecessary suffering or are not mistreated.
- The animals have undergone to a routine veterinary surgical procedure as part of standard farming practice, whereby the wounds must have fully healed.

Animals which are due to be transported must not be given any sedatives unless this is absolutely necessary for their well-being, and it is given only under veterinary supervision.

If there are any doubts concerning the animal's condition for transport, a veterinarian must be consulted to confirm in writing that the animal is fit to travel.

3.2.12 Requirements on loading and unloading equipment for livestock transport

Loading and unloading equipment must be constructed, set up, maintained and used in a way that injuries, suffer, agitation and stress during the loading is avoided or kept as low as possible and the safety of the animals is guaranteed. The tread surface must be non-slip.

For loading and unloading livestock, suitable equipment must be used which allows the animals to walk up and down the ramps without slipping and without exerting effort. For pigs, the angle of inclination must not exceed 20° (36.4 %). With platform installations, protective screens must be in place so that the animals cannot flee from the side. If the inclination of the platforms is more than 10° (17.6 %), the loading device must be equipped with fixtures such as crossbars enabling safe and easy entry and exit for the animals.

If the loading height exceeds 50 cm or if animals are not loaded on and off individually, the loading ramp must be fitted with side protectors in order that animals cannot climb or jump over, stick their limbs through or injure themselves on.

Suitable lighting must be used during loading and unloading.

3.2.13 [K.O.] Handling livestock during loading

Any person who loads animals (includes loading and unloading) must be properly trained or qualified and must not exercise any violence when loading. They must not scare, or unnecessarily produce injure or harm to the animals. It must be ensured that the well-being of the animals is impaired as little as possible during the loading process.

It is forbidden to

- Hit or kick animals,
- Exert pressure on particularly sensitive areas of the body which causes the animal unnecessary pain or suffering,
- Hoist animals using a mechanical device which is attached to their bodies,
- Tug or pull animals by their head, ears, legs or tail or
- Use any instruments with a pointed end to guide animals.

Guiding instruments such as sorting panels or guide paddles should only be used in a way which does not harm the animals.

The use of electrical guiding instruments must be avoided. However, they may be used on fully-grown pigs which absolutely refuse to move in any direction and they must only be used if the animals have enough space to move forward. Only electrical shocks with a maximum duration of one second may be applied at appropriate intervals to the muscular areas on the hindquarters. This process must not be repeated if the animal does not react.

The following animals must be handled and transported separately:

- Animals of different species.¹
- Animals of considerably different sizes or ages.¹
- Fully grown breeding boars.¹
- Sexually mature male animals separate from female animals.¹
- Rival animals.

3.2.14 [K.O.] Activity material

Each pig of all ages must have constant access to manipulable materials which do not pose a health risk. The pigs must be able to investigate the material, which should be able to be moved and rearranged by the pig and thus serves the exploratory behaviour. The activity material must be organic and rich in fibres and be available in sufficient quantities.


If products declared as feed are used as manipulable material, the requirements of criteria ⇒3.3.3 Feed storage and ⇒3.3.4 [K.O.] Feed procurement must be met.

⇒ Chapter 3.6.3 Handling litter, dung and feed leftovers

3.2.15 [K.O.] Piglet castration

Note: *The castration of the piglets is only permitted with effective elimination of pain.*

Suitable painkillers must be used when castrating male piglets to relief postoperative pain after castration. For this purpose, the medicines prescribed by the veterinary must be used in accordance with the prescription.

 Medical records, combined record, stock book

3.3 Feed and feeding

Note: *The term feed covers either compound feeds or premixes, raw materials (e.g. feed materials and agricultural primary products) and additives.*

Marking of feed for QS

Feed must be clearly labelled as a QS product (exception: agricultural primary products, e.g. cereals), when it originates from QS certified producers and traders.

In the case of bulk deliveries, every article must be labelled as QS produce on the accompanying documents. Bagged/packaged goods must be labelled on the sack tag or on the accompanying documents (e.g. delivery note).

If refined or distilled fatty acids, vegetable glycerine or mixed fats and oils are procured as animal feed, they must be clearly marked as suitable for feeding purposes.

3.3.1 [K.O.] Feed supply

All pigs must be provided with food in sufficient quantity and quality every day. All feeds must be checked for quality before use (e.g. for moisture, stocking, mould infestation, pest infestation, metal and plastic party, packaging material, etc.). If quality defects are found, the feed must not be fed. The equipment must be constructed and set up in such a way that the feed contamination and conflicts between the animals are kept to a minimum. Pregnant gilts and sows must be given at least 200 g of raw fibre on a daily basis up to one week before delivery; complete feed with at least 8 % raw fibre content (dry matter) is equivalent to this.

¹ These conditions do not apply if the animals were reared in compatible groups and are accustomed to one another. They also do not apply if separating the animals would cause them stress, or in cases where female animals are still suckling their young.

3.3.2 Hygiene of feeding facilities

All plants, containers and feeding lines, feed transport boxes, equipment (e.g. shovels) and vehicles used for feeding the animals and therefore coming into contact with feed must be kept clean and properly disinfected where necessary after cleaning.

After the use of veterinary drugs, all equipment, pipes, feeding lines, shovels, etc. that have come into contact with the medicated feed or (feeding) medications must be cleaned to prevent carry-over.

3.3.3 Feed storage

Feeds must be protected against contamination and impurities to the greatest possible extent. This applies to both purchased feed and self-produced feed.

All animal feed must be carefully stored (clean, dry, with the use of building materials and coatings which will not pose a health risk, protected from the weather). Protective measures must be taken to protect against pests, rodents, birds, wild boar and other wild animals and pets. Feed must be stored and transported safely and separately from waste, liquid and solid manure, hazardous substances, seeds, medication and chemicals. Furthermore, they must not be contaminated with packaging material, waste or similar.

Before storage, the storage facility must be cleaned and disinfected where necessary.

Storage facilities and stored animal feed must be checked at regular intervals (e.g. for cleanliness, germ or fungal infestation, pest infestation, temperature, sensory properties of the feed). If necessary, suitable measures to remedy defects and/or a combat must be carried out.

Finished feed must be stored separately from unprocessed raw materials. Undesired mixing, for example of feeds for different species, or of grower-, fattening- and finisher diets, must be avoided, e.g. by using separate silos. The silo cells must be clearly marked and easy to identify.


⇒ Annex 9.4 Exclusion list (**Guideline Feed Sector**)

3.3.4 **[K.O.] Feed procurement**

Eligibility of delivery

Livestock owners may only purchase and utilise feeds that are certified according to QS or another recognized standard and that come from feed producers or traders with QS eligibility of delivery.

- If feed (in bulk or packed) is procured directly from producers, they must be listed in the QS database as "eligible to deliver".
- If feed is procured unpacked (in bulk) via traders, they must be listed in the QS database as "eligible to deliver".
- If packaged feed is purchased via traders, the trader resp. the producer must be listed in the QS database as eligible to deliver; if the trader is listed in the QS database as eligible to deliver, there is no need of verification of the producer. If the trader is not QS-eligible to deliver, the producer of the packaged feed must be listed in the QS database as eligible to deliver.
- If a livestock owner commissions a transport company to transport unpacked feeds, the livestock owner must ensure that the transport company is listed in the QS database as eligible to deliver.
- If feed is procured from a cooperation of several livestock owners, the collaboration must be contractually established, and no feed may be marketed to third parties who do not belong to this group. The purchase of feed from the cooperation must be traceable and verifiable by each cooperation partner by means of delivery notes (collective delivery notes/documentation possible). ⇒ Criterion 3.3.7 Feed production in cooperation is checked at the producer of the feed.

 Delivery notes or invoices, sack tags, contractual agreement on feed production

Procurement of agricultural raw material


When purchasing and transporting agricultural primary products, there are no requirements on a QS approval for suppliers at the stage agriculture resp. feed; they can e.g. be obtained directly from the agricultural producer, agricultural trade, etc. Companies deploying those products are classified as agricultural on-farm mixers.

⇒ Chapter 3.7 Monitoring programmes

3.3.5 Assignment of compound feed deliveries (bulk) to location numbers

When ordering compound feed (bulk), the livestock owner must state the location number (e.g. registration number) of the location to be supplied. This number must be indicated by the supplier on an accompanying

document (e.g. delivery note). In the event of incorrect information, the supplier must be notified of any corrections.

 accompanying documents of compound feed with location number; correction note

3.3.6 Feed production (on-farm mixer)

If feed is produced in own facilities for the own company or in cooperation with other livestock owners for several companies, the following requirements must be met. This applies both to the production of feed materials or compound feed (e.g. crushing of primary agricultural products, mixing or pelleting of feed) and to the supply of basic feed via feed mixers.

If feed is produced in cooperation with other livestock owners, ⇒ 3.3.7 Feed production in cooperation also applies.

If mobile feed milling and mixing plants are used as service providers for feed production, ⇒ 3.3.8 [K.O] Use of mobile feed milling and mixing plants also applies.

Feeds that do not meet the QS requirements or legal regulations may not be used for feeding.

Feed produced in own production may not be marked with the QS certification mark or as QS products.

Documentation of used feed

Companies which produce or mix feed by themselves or have this task completed by service providers, such as mobile feed milling and mixing system plants, must draw up a list of used feeding material and compound feed or ration calculation for the various mixes, from which the components can be followed.


Feed materials in line with the QS-list

Only feed materials listed in the "**QS list of feed materials**" may be used, see www.q-s.de/en/. Products subject to a statutory feeding ban or named in the QS exclusion list may not be used for feeding in the QS scheme.

If feeding stuffs are labelled as "non-QS goods" or "not for feed use", they may not be fed to QS animals.

⇒ Annex 9.4 Exclusion list (Guideline Feed Sector)

⇒ Annex 9.5 QS list of feed materials (Guideline Feed Sector)

 Ration calculation, list of used feed material and compound feed

Quality control of feed

If quality defects are found in the used feeds, the raw materials must not be used for feed production. If no maximum content of undesirable substances is exceeded, feed may be blended/diluted (see requirements of the Feed Hygiene Regulation). Water used in production must be suitable for animals (clean, clear and without extraneous odour).

Production and plant hygiene

All work processes in feed production must be designed to minimize hazards that may affect feed safety. Therefore, feeds must be protected against contamination and impurities, which may be caused, for example, by machine lubricants, fertilizers, pesticides, biocides, veterinary medicines and waste. The plants must be checked regularly for contamination and dust accumulation and cleaned if necessary. The penetration of pests must be avoided.

All plants and equipment used in feed production must be inspected annually and maintained or repaired as necessary. The inspection must be documented.

 Documentation for the inspection of plant and equipment (e.g. within the scope of self-assessment)

Use and documentation of additives

If additives (e.g. urea, vitamins, minerals, amino acids, trace elements and preservatives, such as propionic acid for the storage of moist cereals etc.) are used, exact dosage (neither over- nor under-dosage) and mixing must be observed. All scales and measuring instruments used must be suitable for the scale of weights or volumes to be determined and must be checked regularly for accuracy. If there are indications of insufficient or incorrect dosage, measures must be taken (e.g. after-treatment or mixing in of an untreated feed). The producer's recommendations for the use and dosage of additives must be followed.

The use of feed additives must be documented according to HACCP principles. This concerns e.g. the use of preservatives (e.g. propionic acid for the storage of moist cereals), amino acids, vitamins and trace elements (cf. **regulations for feed hygiene (Art. 5 of Regulation (EC) 183/2005**), working aid for the use of acids,

leaflets for the use of feed additives in the agricultural business of the ZDL (acids as preservatives; urea and its derivatives; amino acids)).


 Use of feed additives

3.3.7 Feed production in cooperation

If multiple livestock owners or multiple locations of a livestock owner join to produce their own feed, this cooperation must be contractually fixed; it must be specified in the contract which partner produces the feed. No feed may be produced for third parties who do not belong to this group. A cooperation of livestock owners to produce feed is only allowed if the cooperating livestock farmers are QS scheme participants.

If the feeds are produced in cooperation with other livestock owners or for several companies, the delivery routes of the feeds must be traceable at all times. This does not apply to different location numbers at the same location and/or of one owner. In the company where the feed is produced, the name and address of the companies supplied as well as the type and quantity delivered (and the batch, if applicable) must be documented. The supplied companies must receive delivery notes (collective delivery notes/documentation possible), so that the purchase of the feed is traceable there.

A cooperation of livestock owners is also possible for pure purchasing groups. The cooperation must be contractually fixed. A certification for the feed trade is not necessary in this case.

 Delivery notes, invoices, contractual agreement on feed production, documentation for traceability in case of cooperation

3.3.8 [K.O.] Use of mobile feed milling and mixing plants

If feed is milled and mixed or just mixed and mobile feed milling and mixing plants are used for this purpose, only service providers whose facilities are approved by QS, may be used. This also applies to the use of external service providers in a cooperation of livestock owners for feed production.

 Delivery notes

3.4 Drinking water

3.4.1 [K.O.] Water supply

All pigs (from birth onwards) must always have access to a sufficient amount of water (ad libitum) of sufficient quality.

The watering equipment must be constructed and set up in such a way that the water cannot be contaminated and conflicts between the animals can be kept to a minimum.

Suitable drinking water must be used, that means drinking water, which is clean, clear and without extraneous odour.

For keeping pigs in groups (excluding suckling piglets), a drinking trough, which is spatially separated from the feeding area, must be available for each at the most twelve animals.

If drinking troughs are available at the feeding area (e.g. at liquid feeders), these can only be accepted as an extra, additional drinking trough (for each at the most twelve animals), if an additional drinking trough is installed separately from the feeding spot and if pigs can drink only water in sufficient quantity and quality irrespective of the provided feed.

The following special cases must be regarded:

- A drinking trough above the trough can be used as an exclusive drinking trough for twelve animals, if the feeding is rationed and the animal:feeding place ratio is 1:1.
- If troughs with an animal:feeding place ratio of 1:1 and rationed feeding are filled with clean, clear water in-between the feeding times (e.g. aqua-level-system), they can be considered as drinking points; a drinking trough spatially separated from the feeding area is not required.

Open bowl drinkers within (liquid-)feeders are allowed, if the water bowl is separated from the feeding spot due to its construction (e.g. due to upstands or webs) so that a carryover or amalgamation of feed with drinking water is avoided.

The exclusive water supply via liquid feeding is not sufficient.

Sows in individual keeping

If sows are kept individually, the trough may be used twice, for drinking and feeding. In this case it must be ensured, that the sows may be fed in rations and that drinking water is provided directly after feed intake in sufficient quantity and quality.

3.4.2 Hygiene of drinking facilities

Drinking troughs must be controlled daily and cleaned when necessary. After the use of medicines, the facilities must be cleaned sufficiently in order to avoid residues.

3.5 Animal health/medication

3.5.1 Care contract with farm veterinarian

Every livestock owner must have his stock attended by a veterinarian in the frame of his/her own internal controls. The relationship must be agreed upon in a written contract (see sample contract for minimum requirements, cf. www.q-s.de/en).

Veterinary stock care


Within the veterinary stock monitoring the animals' performance and the factors influencing it must also be taken into consideration. Veterinary care is comprised of curative as well as preventive treatment and includes monitoring and screening measures along with the assessment of slaughter findings.

Stock monitoring must also include the clinical examination of the pigs and must check for symptoms of epizootic diseases in particular.

The veterinarian determines preventive and therapeutic measures to a medical required extend.

The veterinarian must also be consulted if

- Several pigs from the same sty die,
- The number of runts born/sick animals increases,
- The number of fever illnesses with temperatures above 40.5 °C increases in a sty,
- There are deaths from unknown causes in a sty or
- A maximum of two antimicrobial treatments have brought no improvement.

 Veterinary care contract

3.5.2 [K.O.] Implementation of the stock care

The livestock owner must ensure that the agreements laid down in the veterinary care contract are complied with; for the number of visits it is essential that, aside from acute cases of disease, the veterinarian must make one visit to the company before the initial audit and then regularly at least once per fattening cycle or at least twice a year.

The veterinarian must document any visits he/she makes to the stock, as well as its results and the evidence must be kept by the company.

As far as no stock-based abnormalities are found, no further actions are necessary and a simplified documentation of findings (e.g. on the invoice) is sufficient.

When a cause for action is determined by both the veterinarian and the livestock owner, an animal health and hygiene plan must be generated for each individual company. The plan must comprise the regular, scheduled, systematic and consistent application of the most up-to-date skills and knowledge from the veterinary science. If necessary, an action plan must also be elaborated outlining the individual actions to be carried out by the livestock owner and the veterinarian.

The examination findings defined in the course of the veterinarian care or curative treatment must be given to the company after each examination.

 Veterinary visit records or similar documents, action plan, vaccination plan

3.5.3 [K.O.] Procurement and application of medicines and vaccines

Procurement of medicines and vaccines

The medicines and vaccines procured by the livestock owners must be correctly labelled (producer, designation, lot number, type of application, ingredients, expiry date, waiting period, among others). The livestock owner must be able to present proof for the acquisition of animal medicines at all times. This could be:

- Veterinary medicine documentation
- Receipts from the pharmacy
- Copies of prescriptions or preparation orders in the case of in-feed medicines

It must be ensured that the documentation issued by the veterinarian is completely filled in. The veterinarian is responsible for the issuing and content of the documents. The documents must be filed chronologically.

Application of medicines and vaccines

The use of antibiotics as performance enhancers or for prophylaxis is prohibited. All prescription veterinary medicines may only be used after veterinary examination within the scope of an indication and treatment. At the time of delivery, the veterinarian must document evidence of, among other things, the diagnosis, veterinary examination results and details of a therapy and immediately send it to the livestock owner, cf. **Regulation of veterinary pharmacies**.

The livestock owner must chronologically document every time medication and vaccination is administered to his animals, applied by the veterinarian or on his own, see **German Livestock owner veterinary drug detection regulation** and **Drug Law**. (The documents can also be held in electronic form, if the data cannot be modified).

The following information must be recorded in writing immediately after each application:

- Number, type and identity of the animals and their location (if the location is required to identify the animals)
- Name of medicine and vaccines, number of the veterinary medicine document, date of administration
- Quantity administered, waiting period of medicines, name of person who administered the treatment

If, in the case of applications lasting several days (continuous and/or contiguous), the individual administration of medication is not documented on a daily basis, they must be documented at least at the start of treatment (day 1) and on the last day of use, so that the entire period of use and the amount used per day (to the day) can be seen.

The instructions of the veterinarian must be followed when the livestock owner applies medicines. The waiting periods which the veterinarian must specify must be observed.


Serums, vaccines and antigens may only be administered by veterinarians.

If the veterinarian transfers the application of vaccines to the livestock owner, a valid vaccination schedule (application plan according to **German Animal Vaccine Regulation**) must be present.

The cleanliness and expediency of the medical supplies must be ensured. Only flawless needles may be used; bent, blunt, broken and otherwise unfit needles must be replaced and disposed of immediately. Care must be taken to ensure that all ready-to-use needles are returned after use and that no needle is lost.

If a broken needle is still inside the animal, the animal in question must be permanently marked (e.g. ear tag, tattoo) to ensure that the broken needle does not enter the food chain.

The abattoir must be informed via the food chain information system.

 Receipts on purchasing and remainings of medicines and vaccines (veterinary medical documentation), combined receipts, prescriptions, vaccination pass and plan (usage plan in accordance with animal vaccine regulations), vaccination book, vaccination control book, livestock book, livestock owner declaration

3.5.4 [K.O.] Storage of medicines and vaccines

Medicines and vaccines must be stored in accordance with the instructions of the producer. They must be stored inaccessible for unauthorised persons, such as external persons and children in a clean, locked container/cabinet or inaccessible room; if required by the producer, the preparations must be stored refrigerated. Medicines and vaccines must not be used anymore and must be properly disposed of once their expiry date has been reached. Empty containers must also be disposed of without delay (via domestic waste unless indicated otherwise by the producer).

Feed drugs must be stored in such a way that feeding to animals for which they are not intended is impossible.

3.5.5 [K.O.] Identification of treated livestock

Treated animals (individuals or groups/pens) must be clearly identifiable for at least the duration of the waiting period.

3.6 Hygiene

3.6.1 Buildings and equipment

Sties and adjoining rooms, outdoor facilities including loading equipment, all sty equipment and feeding systems including containers and troughs, feed transport boxes, equipment (e.g. shovels), and vehicles used for feeding animals, must enable effective cleaning and pest control.

All buildings and equipment must be kept clean and in a proper condition.

3.6.2 Hygiene on the farm

Sties must be marked with a sign stating "Livestock – Access prohibited for unauthorised persons". In the case of free-range and outdoor keeping, the signs must include the following text "Livestock – unauthorised feeding and trespassing prohibited" (see **Pig Production Hygiene Regulations**). Gates, doors and other entrances have to effectively prevent the entry of unauthorised persons and of animals. The doorways of the sties must be locked during rest periods.

All sties and other buildings used to house animals may be entered by external personnel only if they have been approved by the livestock owner.

It must be ensured that the sty can only be entered by external persons with protective clothing (disposable clothing or company-owned protective clothing). These must be provided by the livestock owner (e.g. for drivers of livestock transport vehicles, who leave the vehicle for loading and unloading).

Livestock companies with visitor traffic, which for example operate facilities for tourists or campers, must keep these operations separate from the livestock so that no direct or indirect contact between visitors and animals can occur. An entrance may be admitted in exceptional cases, if protective clothing is used, the visit is supervised and the direct contact with the animals is avoided.

The following requirements must also be fulfilled for effective on-farm hygiene:

- Clean work clothing
- Functioning wash-hand basin, hand cleaning agent, disposable wipes or clean towels
- If hygiene sluices have been installed, they must be rinsed out and disinfected regularly
- Proper waste disposal

Animals must not be able to access landfills or household waste.

Pig sty entrances and exits must be fitted with devices for cleaning and disinfecting shoes. Equipment for cleaning and disinfecting the sties, the loading equipment as well as vehicle wheels, must be kept operationally ready at all times. In addition to this, the company must have fixed equipment and fittings (e.g. asphalt, concrete, pavement) for loading pigs (including parking space for transport vehicles) and cleaning and disinfecting transport vehicles. Contact between the stock and wild animal populations, particularly wild boar, must be avoided effectively.

3.6.3 Handling litter, dung and feed leftovers

Use and storage of litter and organic manipulable material

Litter and organic manipulable material (e.g. cereal straw, bark mulch, compost, peat, silage) must be suitable for animals, hygienic, clean and dry. Only litter or organic manipulable material which does not appear to be infested with fungus may be used. Litter and manipulable material must be stored with care. For storage, field storages are also suitable. Contamination must be avoided. Litter must be protected from wild boars being able to access it.

Dung, litter and feed leftovers from livestock transport

All excretions, litter and feed leftovers generated during animal transport must be properly disposed of or treated in such a way that pathogens causing livestock epidemics are eliminated.

3.6.4 Carcass storage and pick-up

Carcass storage

Carcasses must be properly stored immediately after removal from the animal area. They must be stored on paved areas and where possible outside the sty area. The carcass store must be of adequate size.

For storage of dead pigs, a secure room or container against unauthorised access must be used, which is rodent-tight, easy to clean and disinfect and which is secured against leakage of fluids. Carcasses may also be stored under cover hoods.


Pick-up of carcasses

If possible, the carcass storage areas/containers for the pick-up of the carcasses must be positioned in such a way that vehicles from the carcass disposal companies do not come near to the livestock sties.

3.6.5 Pest monitoring and control

On the entire company including the storage facilities, a pest monitoring must be carried out and documented, e.g. with the help of monitoring points, bait points or traps.

The locations of the bait boxes or pest traps must be documented in a plan. Traps and baits must be placed in a way that other animals do not have access to them. In case of infestation, the pests must be effectively and properly combated. These control measures must be verified.

 Monitoring protocols, baiting plans, if necessary control protocols

3.6.6 Cleaning and disinfection measures

In between the removal of the stock and its replacement with another, the vacant sty (or a closed off section of a sty) including the facilities and equipment must be cleaned and disinfected properly. All cleaning agents and disinfectants must be used and stored properly.

Livestock gathering areas, loading ramps, places for loading and unloading, rooms used for housing or marketing of livestock temporarily, access routes, as well as the equipment used at each of these locations must be cleaned and disinfected after every use.

3.6.7 Special hygiene requirements

For fattening pig and/or rearing pig companies with capacity for more than 700 fattening and/or rearing pigs, pig-breeding companies for more than 150 sows and mixed companies for more than 100 sows (annex 3-companies) (mixed companies: seven fattening places correspond to one sow place), the following requirements apply in accordance with the **Pig Production Hygiene Regulations**:

- Sty access by changing Rooms
Sties may only be accessed via a changing room; the sty area may only be accessed by persons wearing the company's own protective clothing or disposable clothing which must be removed prior to departure. A changing room must be situated close to the sties and set up so that it may be cleaned and disinfected while wet. It must contain a hand basin and a water tap with a drain for cleaning footwear.
- Division of sties
In order to help prevent the spread of diseases, the sties must be divided into sections. If breeding and fattening pigs are kept at the same time, these must be kept in separate sty sections (except at companies which keep piglets with the bearing sow).
- Fencing
The company must be protected against unauthorised entry by persons and against intrusion by wild boars and closed during rest periods. For this purpose, the company must be enclosed in such a way that it can only be entered through lockable gates. Other access restrictions can also be set up ("isolated solutions" for all sensitive areas, e.g. loading ramps, feed storages, dung heaps).
- Loading or Unloading Facilities
A hard-surfaced area, ramp or other facility (for the company's sole use) must be situated in close proximity to the sties for loading and unloading pigs.
- Isolation Sty
An isolation sty of sufficient size (size depends on the size of the company) must be available. New pigs must be kept in the isolation sty for at least three weeks.
Exceptions: If the company practices the in-out system for fattening and rearing, if the supplier's isolation sty is used in accordance with the requirements, if the delivered pigs originate from an officially-accredited health control programme or can be verified to come directly from the herd of origin (with no added loads) or if several companies are part of a piglet production cooperation.

3.7 Monitoring programmes

Feed monitoring in on-farm mixing companies

Each company using primary products as feed or on-farm-mixing feed on his farm is subject to the feed monitoring (definition on-farm mixers ⇒ Chapter 4.3). In agricultural on-farm livestock mixing companies, samples must be drawn and examined every year in accordance with the control plans for agriculture (**Guideline Feed Monitoring**) and examined.

The organisation of the feed monitoring, including the establishment of the inspection plan to control the feed, as well as the selection of the companies where the feed samples shall be drawn, is the responsibility of the coordinator and is also checked there.

All analytical results concerning the parameters dioxins, dioxin-like PCBs and non-dioxin-like PCBs in feed-stuffs must be submitted by the livestock owner to the competent feed monitoring authority.

Documentation of diagnostic data from slaughter

All companies marketing fattening pigs participate in a monitoring programme according to QS guidelines (**Guideline Diagnostic Data from Pig Slaughter**).

Each livestock owner receives information about the animal health indices via his coordinator: either by sending the information letter on a regular basis or by directly accessing the diagnostic data database to view his own data.

Antibiotics monitoring

All pig production companies take part in an antibiotics monitoring programme. The requirements are defined in the **Guideline Antibiotics Monitoring Pig farming**. Antibiotics may only be prescribed by veterinarians who are registered in the antibiotics database. Livestock owners are committed to give any drugs only as directed by the prescribing veterinarian.

Each livestock owner receives information about the therapy index via his coordinator: either by sending the information letter on a regular basis or via direct access to the antibiotics database to view his own data.

3.7.1 Salmonella monitoring: documentation on salmonella category


In accordance with QS requirements (**Guideline Salmonella Programme**), all QS pig fattening companies must participate in a salmonella programme.

The salmonella categories must be documented for the last twelve quarters. Every livestock owner needs to have knowledge of his category.

 Salmonella Information Letter, Salmonella Database


3.7.2 Salmonella monitoring: measures towards the reduction of salmonella contamination

Pig production companies in salmonella category II (of the quarterly categorisation) must obtain an overview of the hygiene status of the company by identifying the sources of salmonella inputs. This must be documented. Therefor the annex 8.3 "Checklist for Identifying Sources of Salmonella" can be used. The documentation must be present by the next quarterly categorisation at the latest after the categorisation into category II. In the event of repeated categorisation into category II a new check of the hygiene status and the corresponding documentation need to be done after twelve months at the latest.

 Documentation for determining salmonella entry sources in fattening pig stocks

Pig production companies in salmonella category III must (in cooperation with the veterinarian) identify sources of salmonella. For this the QS-annex 8.3 "Checklist for determining possible sources of salmonella" may be used. Furthermore, measures to reduce salmonella contamination must be taken: pest monitoring, cleaning and disinfection of the free bays and bacteriological examination of the environment and/or dung of salmonella, further measures may be necessary.

After the categorisation into category III, an identification of the source of entry must be documented at latest by the next quarterly categorisation; the measures must be started and documented. In the event of repeated categorisation into category III a new check and, if necessary, new measures need to be done after twelve months at the latest.

 Documentation for determining possible sources of salmonella in fattening pig stocks, documentation implementation of measures, sampling bacteriological examination

3.8 Livestock transport

Livestock owners must comply with the following requirements when transporting own livestock with own (or borrowed) vehicles, regardless of whether it is transported within the company, to other companies or e.g. to abattoirs.

3.8.1 Requirements for transporting own livestock with own vehicles

It must be ensured that the well-being of the animals is impaired as little as possible during the entire loading and transport process (up to unloading of the last animal). All the animal transportation vehicles must be driven in a suitable and anticipatory manner which minimises the risk of injury.

If the animals get injured or ill during the transport, they must be separated from the rest of the animals and, if required, be checked and treated by the veterinarian as soon as possible. Unnecessary suffering must be avoided and, if required, the animals must be emergency slaughtered or culled. The animals should be transported to their destination without delay.

3.8.2 Requirements for the means of transportation

Vehicles must also carry adequate loading and unloading equipment. The vehicles and dividers must be in perfect technical and hygienic condition. They must be constructed, used and maintained in such a way that the injury and suffering of the animals are avoided and their safety is guaranteed. They must also be able to withstand the forces exerted by the animals. The vehicles and partitions must be in a condition which allows an effective cleaning and disinfection.

If the animals are loaded one on top of the other (with steerage), all necessary measures must be taken in order to:

- Avoid contamination of the animals on the lower level with excretions from the animals loaded on the upper level and
- Ensure that ventilation is not disabled

Facilities for restraining must be available but restraining equipment may only be used if it does not inflict any pain, suffering or injury on the animals. Ropes, belts and tethers must be strong enough to withstand the expected loads and attached in such a way that the animals cannot strangle or injure themselves and can be freed quickly.

Walls and roof

The animals must be protected against bad weather (e.g. hail, heavy rain, snow), extreme temperatures and climatic fluctuations at all times. The vehicles must be set up in such a way that the animals cannot escape or fall out. They must also be capable of withstanding the forces of motion that occur during transport.

There must be a sufficient number of partition walls and these must be strong enough to withstand the weight of the animals. They must be set up in such a way that they can be moved quickly and easily and cannot be climbed or jumped over.

Ventilation

An appropriate and sufficient supply of fresh air must be provided for the pigs so that the animals' needs will be met regarding the number of animal as well as the weather conditions.

Inside the loading area and on every intermediate deck, there must be enough space to ensure appropriate air circulation above the standing animals whose natural freedom of movement may not be restricted in any way.

Floor and litter

The floor must be non-slip. The surface must be designed in such a way that as little excrement and urine flows out of the container as possible.

All pigs must have a sufficient amount of litter or similar material in order to absorb their excrement.

Livestock control

Vehicles must be accessible in order to monitor the animals. During transport sufficient light (portable as well as permanently installed) must be provided for monitoring purposes.

Requirements for animal transport over 50 km

Vehicles in which animals are transported for more than 50 km must bear clearly legible and visible signs stating that they are loaded with "live animals".

3.8.3 [K.O.] Available space during livestock transport 🔍

Animals must be given sufficient floor and standing space corresponding to their size.

During transport, each animal must have access to unrestricted space so that they can stand in their natural position and can all lie down at the same time. The space available must comply at least with the following values.

Table 6: Group size when transporting piglets (by road)

Maximum Live Weight [kg/animal]	Maximum Number of Pigs per Group
10	120
25	50
30	35

Using a steady sty partition, the following must be kept separately:

- For fattening pigs or breeding pigs each with a live weight of up to and including 70 kg: up to 20 fattening pigs or breeding pigs
- For fattening pigs and breeding pigs each with a live weight of over 70 kg: up to 15 fattening pigs or breeding pigs
- Up to five sows

In the case of pigs of more than 70 kg live weight, the group size may be exceeded by up to 20 % during national transport, provided that animals are transported together which have been kept as a group at the place of dispatch for at least seven days before the start of transport.

However, the loading density of pigs weighing approximately 100 kg must not exceed 235 kg/m² during transport.

In addition, the space available for pigs during national transport must be at least equal to the following values:

Table 7: Space required when transporting pigs by road

Maximum Live Weight [kg/animal]	Minimum Floor Space [m ² /animal]	Maximum Live Weight [kg/animal]	Minimum Floor Space [m ² /animal]
6	0.07	50	0.30
10	0.11	60	0.35
15	0.12	70	0.37
20	0.14	80	0.40
25	0.18	90	0.43
30	0.21	100	0.45
35	0.23	110	0.50
40	0.26	120	0.55

Maximum Live Weight [kg/animal]	Minimum Floor Space [m ² /animal]	Maximum Live Weight [kg/animal]	Minimum Floor Space [m ² /animal]
45	0.28	Over 120	0.70

Documentation

Compliance with the space requirements (loading density) must be documented.

 Delivery documents, documentation of loading density

3.8.4 Cleaning and disinfection of means of transportation

Vehicles used to transport animals to livestock loading points, assembly points or abattoirs must be cleaned and disinfected before leaving any location of this kind.

Before each loading, the driver must check if the vehicle has been properly cleaned and disinfected. Only then may the transport vehicle be loaded again.

Disinfection control book (for livestock transport to abattoir)

Any driver of vehicles transporting livestock must carry a separate disinfection control book for each vehicle (that means one of the traction engines and one for the trailer) when transporting pigs to the abattoir; these books must contain the following information:

- Date of transport
- Animal species of animal transported
- Place and date for the cleaning and disinfection of the vehicle
- Trade name of the disinfectant used


 Disinfection control book

3.8.5 Delivery documents

When delivering livestock to the customer (rearing/fattening company, abattoir etc.), the delivery documents (delivery notes) must contain the following information concerning the identification of the animals and of the transporter (= delivering livestock owner):

- Quantity
- Type of animal
- Animal markings (ear tags, stamps)
- Location number of the sender (i.e. of the livestock owning company, e.g. VVVO number)

Both the sender of the livestock and the customer must have a copy or carbon copy of the delivery document.

 Delivery documents

3.8.6 [K.O.] Time intervals for feeding and watering as well as duration of transportation and resting times (for livestock transport over 50 km)

Pigs must not be transported longer than eight hours.

Pigs can be transported for longer than eight hours as long as additional requirements concerning long transportations (⇒ Chapter 4.3 Terms and Definitions) are met (see Animal Transport Regulation: **Regulation (EC) No 1/2005**).

Deviating from this, for transport within Germany to the abattoir, the duration of transportation must not exceed four and a half hours unless it is ensured that the outside temperature does not exceed 30 degrees at any time during the transportation. Neither of these restrictions applies if the duration of transportation is exceeded due to unforeseeable circumstances.

In these cases, the intervals for feeding and watering, as well as for travelling time and rest periods are as follows:

- Piglets that have not been weaned yet must be given a sufficient rest period, lasting at least one hour, if they are transported for over nine hours. It is particularly important that they are able to eat and drink in this period. Following this rest period, they can be transported for a further nine hours.

- Pigs must weigh more than 10 kg if they are not accompanied by their mothers. They can then be transported for a maximum period of 24 hours. During transport, the animals must be supplied with water at all times.

After the fixed transport period, the animals must be unloaded, fed and watered and given a rest period of at least 24 hours.

The feed and water must be of good quality and must be given to the animals in a way that contamination is kept to a minimum. The fact that animals initially must get used to the way of feeding and watering must be taken into account.

Documentation

Compliance with the duration of transport and rest times must be documented.

- 📄 Records on the duration of transport and rest times, driver's log, documentation on livestock supply, delivery documents

3.8.7 Transport papers (for livestock transport over 50 km)

Any person transporting animals is obliged to carry documents (transport control book) in the means of transportation, containing the following information:

- Day and time when the transport started
- Likely duration of the planned transport
- Origin and owner of the livestock
- Point of dispatch
- Scheduled destination
- Description of animals (e.g. species, type)

The data must always be entered before the transport starts.

- 📄 Transport papers, declaration of transport

3.8.8 [K.O.] Proof of qualification for drivers/carers (for livestock transport over 65 km)

All drivers and accompanying persons who carry out livestock transports over distances of more than 65 km must be appropriately trained or qualified and provide proof of their qualification.

Road vehicles used to transport pigs may only be driven or accompanied by persons who can provide proof of their qualifications; persons who are on board as livestock care personnel must also be in possession of this proof.

The proof of qualification must be carried on board. The company must also be in possession of a copy (cf. **Livestock transport Reg. (EC) No. 1/2005**).

- 📄 Proof of qualification for drivers/carers

II. VLOG-Additional Module "Ohne Gentechnik"


The VLOG-Additional Module is published as a separate document (only available in German language).


4 Definitions

4.1 Explanation of Symbols

K.O. criteria are marked **[K.O.]**.

References to related documents are highlighted by the use of **bold text**.

 This symbol means: A written confirmation must be provided. Next to this symbol also documents are listed that can be used as evidence. All (also digital) control - and documentation systems, which proof that the requirements are fulfilled, can be used.

 This symbol means: For criteria with this symbol, the separate document **Explanations to the Guideline Agriculture Pig Farming** contains interpretation aids and suggestions as of 01.03.2024. It is possible that since then explanations to further criteria have been added.

References to other sections of the Guideline are indicated by ⇒.

Notes are identified by **Note** in italics.

4.2 Abbreviations

ha	Hectare
HIT	Origin assurance and information system for animals
K.O.	Knock out criterion
LG	Live weight
N	Nitrogen
Nmin	Mineral nitrogen
P	Phosphorus
P2O5	Phosphate, Phosphorus pentoxide
VO	Regulation
VVVO	Livestock Transport Regulation

4.3 Terms and Definitions

- Agricultural primary products

In the context of QS, the term agricultural primary products applies to all unprocessed crops obtained on a company (e.g. cereals, rapeseed, grass), to which only a simple external preparation was applied. With regard to crops, simple external preparation means the degree of mincing (e.g. whole grains, squashed, shredded, grounded; whole plant, chopped). Cleaning, ensilaging (e.g. maize silage), packing, indirect drying and pressing are also included as preparation.

- Agricultural on-farm mixers

On-farm mixers in the sense of QS are agricultural companies that

- grow their own agricultural primary products for their own use or buy them from other farmers or via trade and/or
- procure QS-compliant feed (components) and
- and produce feed or farm mixtures from these themselves or in cooperation with other livestock owners and use them for their own livestock.

When purchasing feed components, on-farm mixers must observe the requirements of criterion 3.3.4 [K.O.] *Feed purchase*. The feed (components) may be subjected to simple external processing, processed into feed materials, and mixed.

The self-produced feed may only be used within the own company or within a cooperation for the production of feed. No feed may be sold to third parties (QS scheme participants) outside the own company or the cooperation.

The responsibility for ensuring that the components used meet the legal and QS requirements, as well as the responsibility for the production of the feed, lies with the producing agricultural company. This counts

as an on-farm mixer and must participate in feed monitoring. Companies that only purchase ready-mixed feed within a cooperation and do not use any primary products do not count as on-farm mixers.

- HACCP (Hazard Analysis and Critical Control Point)
A system which identifies, evaluates and controls risks that are significant to food safety. All individual steps of a production technique are considered and assessed in a risk-based analysis, to determine causes of potential quality deviations.
- Long Transportation
Transportation which exceeds eight hours from the movement of the first animals in the consignment.
- Silage additives – approved in acc. with Regulation EC 1831/2003 – are used in the production of primary products; they are added to feed to improve silage production (e.g. lactic acid bacteria). Documentation based on HACCP principles is not required.
- Transportation
The entire transport process, from shipment to arrival at the destination, including unloading and housing and loading at the stopover stations.
- Transport of animals
Every movement of livestock in or with one or more transport vehicles and all related procedures, including loading, unloading, reloading and resting until the unloading of the animals at their final destination.
- QS Animals
QS-animals are animals, that are produced and marketed in a QS company with eligibility to deliver according to the QS scheme.

You can find a list of general terms and definitions in the **Guideline "General Requirements"**.

Revision Information Version 01.01.2024 (rev01 as of 01.03.2024)

Criterion	Changes	Date of change
4.3 Terms and Definitions	Clarification: Definition of on-farm mixers: on-farm mixers are allowed to produce, among other things, feed materials	01.03.2024
3.1.1 Operational purchase and incoming goods	Clarification: The purchase of livestock must be documented.	01.01.2024
3.2.1 [K.O.] Monitoring and care of livestock	Restructuring and clarification: Dead animals must be removed from the animal area as quickly as possible during animal control.	01.01.2024
3.2.2 [K.O.] General farming requirements	Restructuring: There must be no objects in the animal area that obviously bear the risk of contaminants, and no objects that bear the risk of injury to the animals with splinter residues in the tongue, e.g. canisters, wire ropes, car tires, hoses with metal reinforcements or sharp-edged plastic parts. (Previously criterion 3.2.14 [K.O.] <i>Activity material</i>)	01.01.2024
3.2.6 Lighting	Extension: In clearly defined lying areas, a lighting intensity of 40 lux is sufficient.	01.01.2024
3.2.9 Emergency power supply	Renaming: previously criterion 3.2.9 <i>Emergency power generator</i>	01.01.2024
3.2.14 [K.O.] Activity material	Extension: The activity material must be organic and rich in fibres and be available in sufficient quantities.	01.01.2024
3.3.1 [K.O.] Feed supply	Clarification: <u>pest infestation</u> was added as another example of quality assessment parameters.	01.01.2024
3.5.3 [K.O.] Procurement and application of medicines and vaccines	Clarification of the documentation obligation for applications lasting several days (continuous and/or contiguous).	01.01.2024
3.6.3 Handling litter, dung and feed leftovers	Clarification by adapting the subheading: Use <u>and storage</u> of litter and organic manipulable material.	01.01.2024

Criterion	Changes	Date of change
3.6.4 Carcass storage and pick-up	Clarification: Carcasses must be properly stored immediately after removal from the animal area.	01.01.2024
3.8.2 Requirements for the means of transportation	Clarification: The animals must be protected against bad weather (<u>e.g. hail, heavy rain, snow</u>), extreme temperatures and climatic fluctuations at all times.	01.01.2024
3.8.3 [K.O.] Available space during livestock transport	Clarification: "For fattening pigs <u>and breeding pigs</u> with a live weight of over 70 kg each: up to 15 fattening pigs <u>or breeding pigs</u> ."	01.01.2024
4.3 Terms and Definitions	Clarification: Addition of whole-plant and chopping as an example of simple external processing of feed.	01.01.2024

Guideline
Agriculture Pig Farming

QS Qualität und Sicherheit GmbH

Managing Director: Dr. A. Hinrichs

Schwertberger Straße 14, 53177 Bonn

T +49 228 35068 -0

F +49 228 35068 -10

E info@q-s.de

Photos: QS

q-s.de