



Qualitätssicherung. **Vom Landwirt bis zur Ladentheke.**

THE COORDINATOR IN THE QS SCHEME



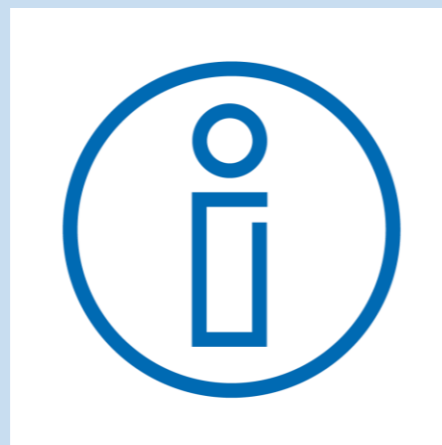
.....

Status: February 2022

GENERAL INFORMATION


.....

THE QS SCHEME AT A GLANCE




QS stands for:

- Quality assurance – from farm to shop
- Certified quality assurance scheme during the production, processing and marketing of food



Milestones QS:

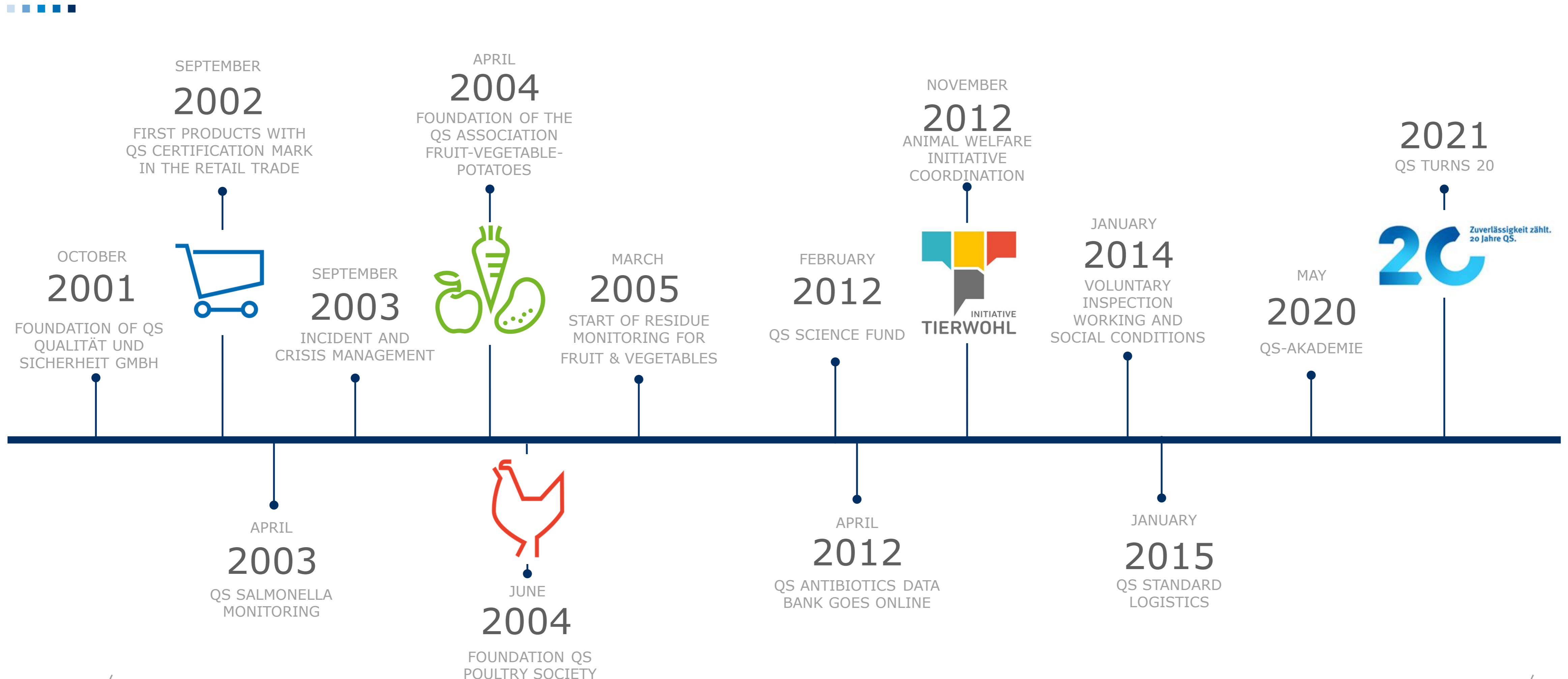
- 2001: Foundation of the QS scheme for the sector meat and meat products
- 2004: Foundation of QS Fachgesellschaft Obst-Gemüse-Kartoffeln



The goal:

- Creation of a transparent and cross stage quality assurance scheme
- Products that have passed the entire chain obtain the certification mark

MILESTONES - 20 YEARS OF ACTIVELY DESIGNED RELIABILITY



THE QS SCHEME THE SHAREHOLDERS



Who is behind the QS scheme?



FEED SECTOR




AGRICULTURAL
PRODUCTION



SLAUGHTERING/
DEPONING



PROCESSING



FOOD RETAIL




QS QUALITÄT UND
SICHERHEIT GMBH

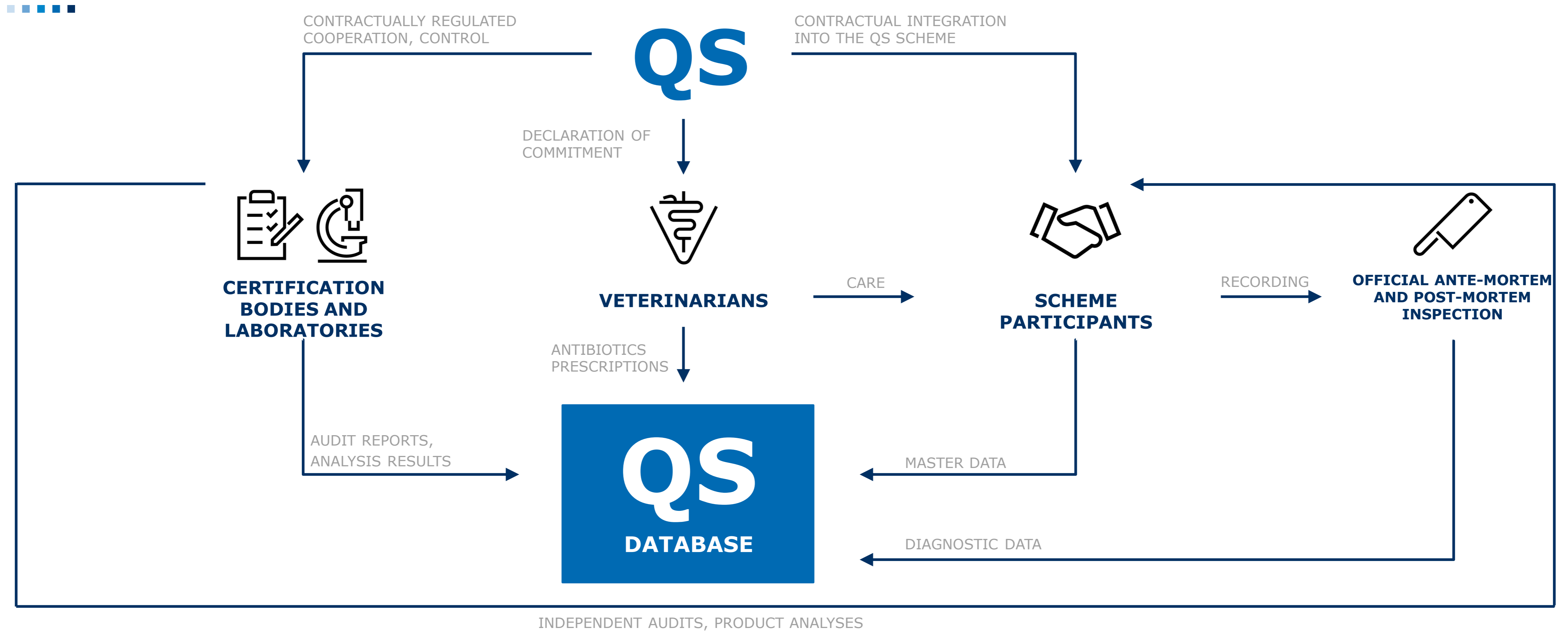
QS Fachgesellschaft Obst-Gemüse-Kartoffeln GmbH



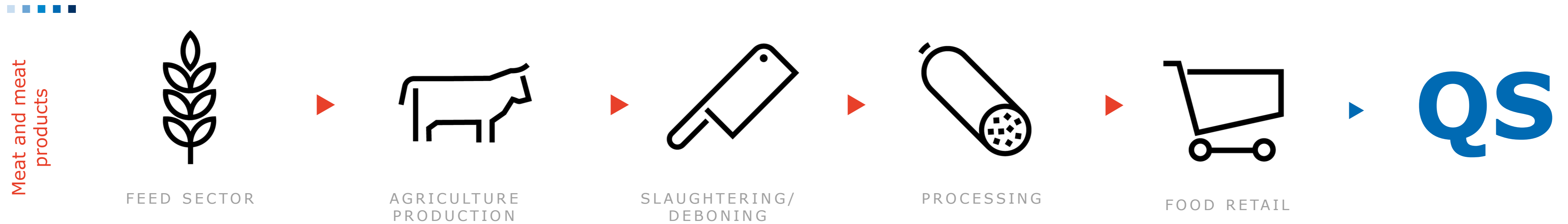
QS Fachgesellschaft Geflügel GmbH



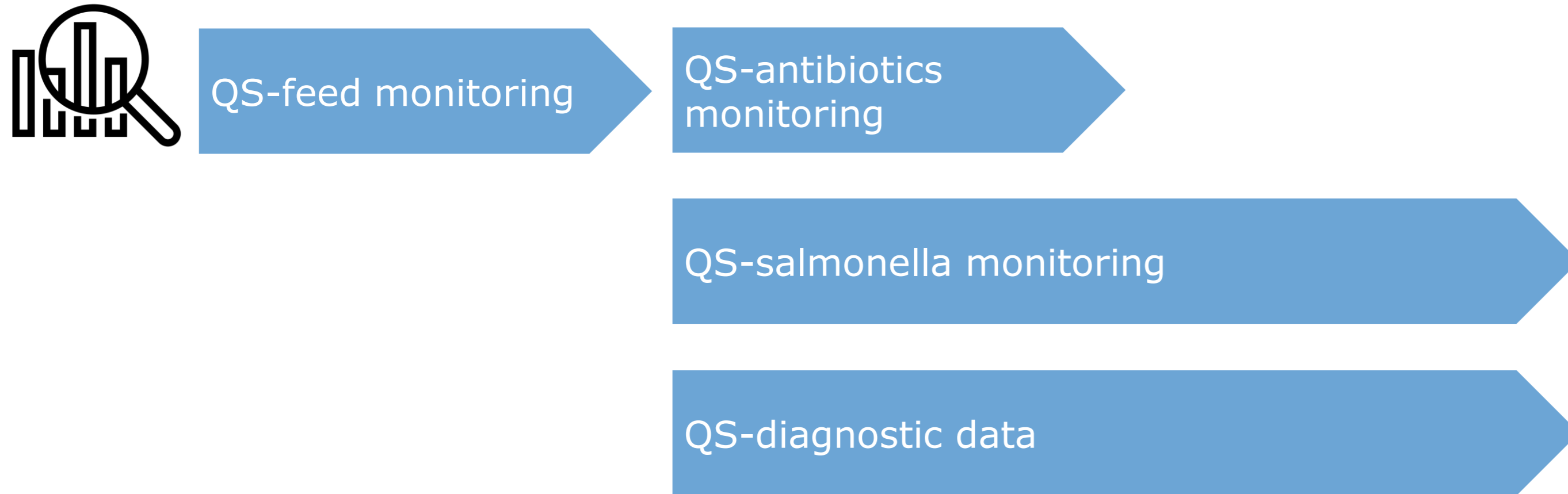
ORGANISATION OF THE QS SCHEME



SUPPLY CHAIN OF MEAT AND MEAT PRODUCTS IN THE QS SCHEME



Kontrollprogramme:

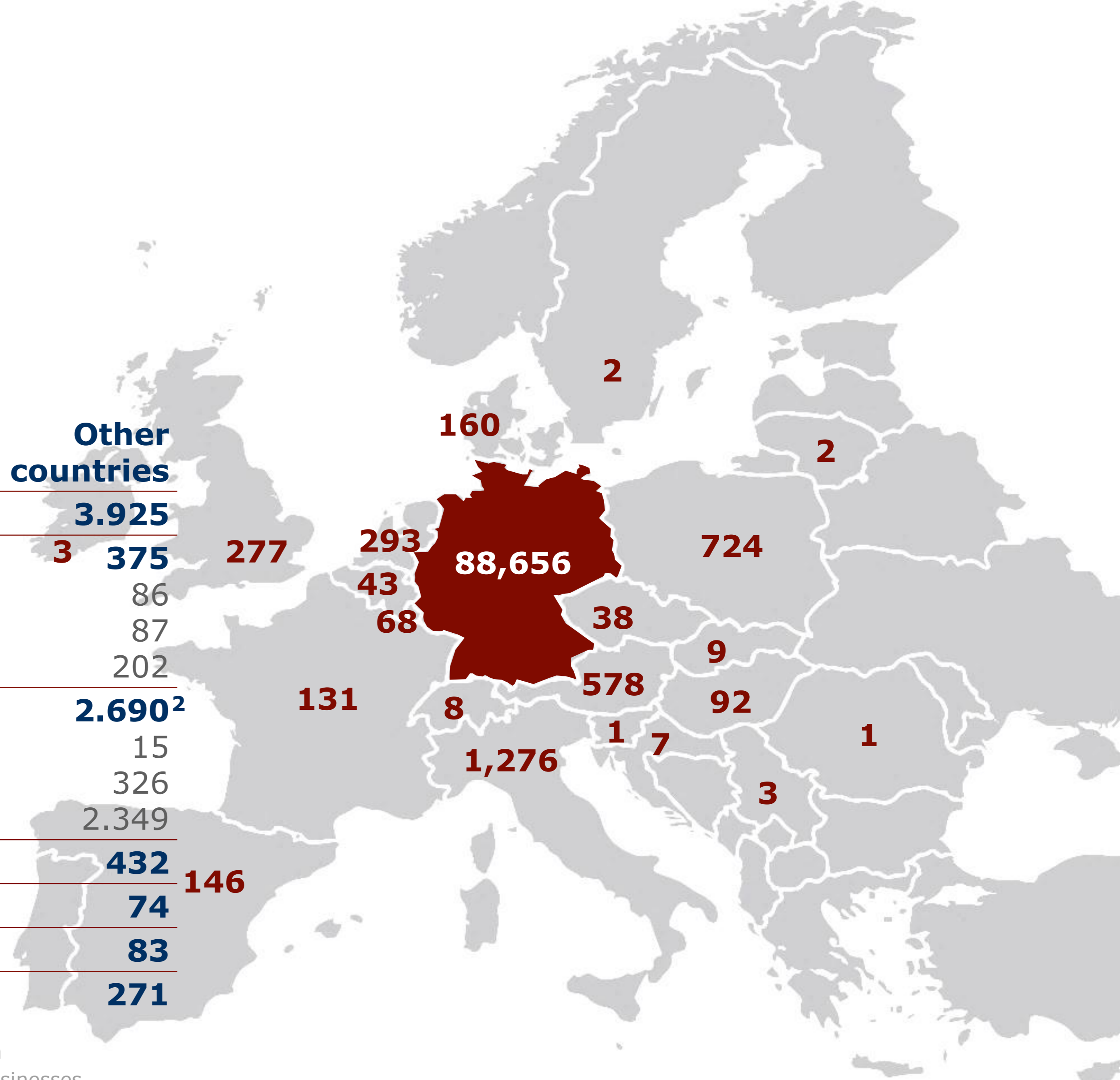


MEAT AND MEAT PRODUCTS

Number of QS certified businesses

	Total	Germany	Other countries
	92.581	88.656	3.925
Feed sector	3.678¹	3.303	375
Feed material production	1.062	976	86
Compound feed production	887	800	87
Trade, transport & storage	1.729	1.527	202
Agricultural production	60.543	57.853	2.690²
Cattle farming	26.983	26.968 ³	15
Pig farming	27.861	27.535	326
Poultry farming/hatcheries	5.699	3.350	2.349
Livestock transport	1.820	1.388	432
Slaughtering/deboning	364	290	74
Processing	450	367	83
Food retail	25.726	25.455	271

In addition businesses with recognised certification schemes: ¹ 8,786 Feed production
² 16,158 Agricultural businesses
³ 41,536 QM milk farms (for slaughter cows)

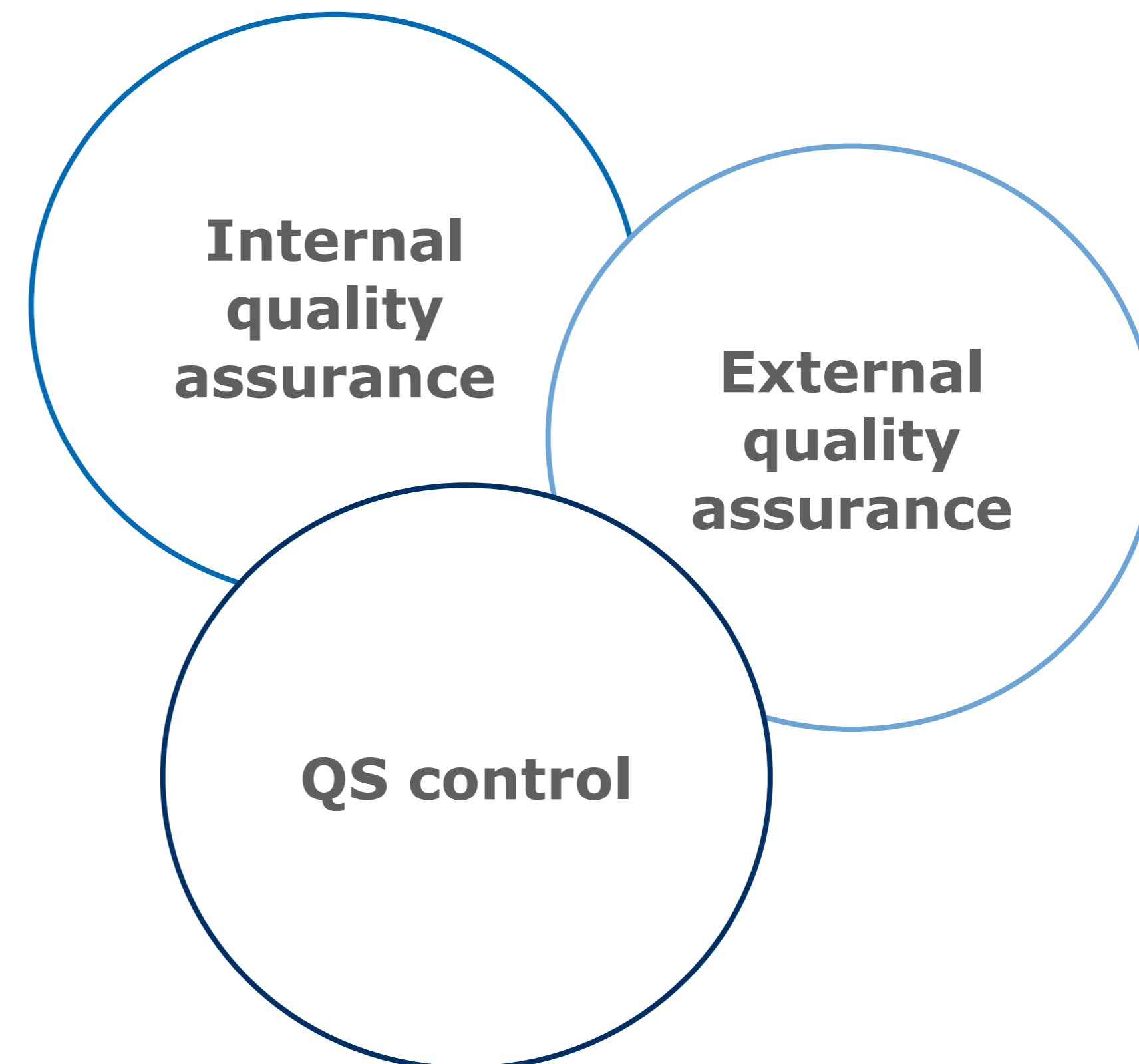


THREE LEVELS OF CONTROL TO ENSURE COMPLIANCE WITH QS REQUIREMENTS



Basis: QS guidelines and checklists

- Self-assessment
- Continuous sampling
- Independent audits
- Neutral analyses
- Laboratory performance assessments
- Random sample audits, traceability checks
- Audit report inspection





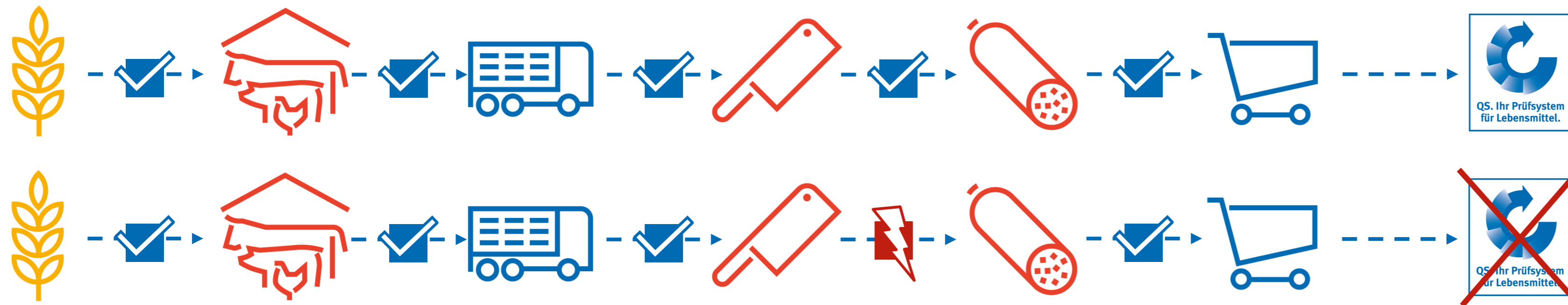
LABELLING OF GOODS

QS certification mark as proof of cross-stage cooperation



"Only feed which have been produced and marketed right from the start by QS certified businesses in compliance with all QS requirements may bear the QS certification mark."

(QS Styleguide)



LABELLING OF GOODS WITH THE QS CERTIFICATION MARK



QS scopes

- Meat
 - Beef
 - Pork
 - Poultry
- Meat products
 - Sausages
 - Ham
 - Convenience products
- Fruit, Vegetables, Potatoes



RESPONSIBILITIES OF THE COORDINATOR

.....

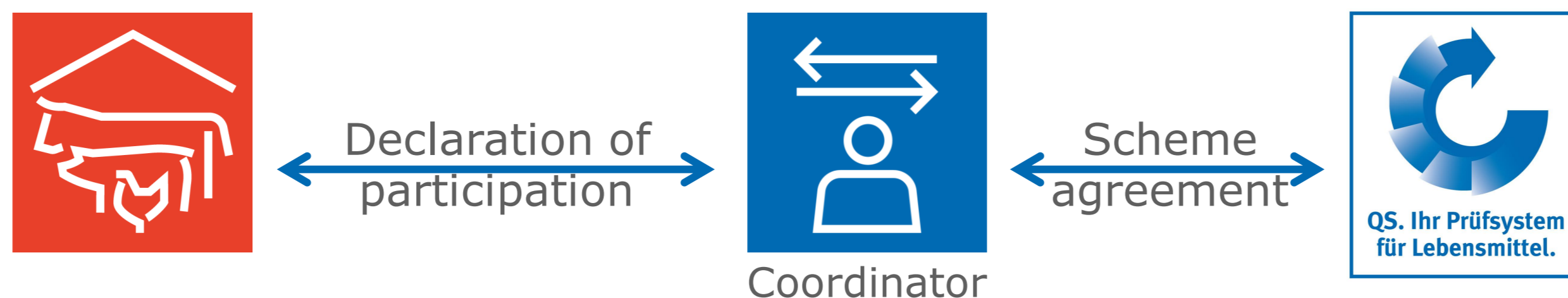


PIONEERS AND COMPANIONS

Coordinators as the interface between the companies and QS



Any natural or legal person can become a coordinator that fulfills the requirements for coordinators e.g. producers' associations or federations, regional organisations, consulting providers or storage, processing and marketing businesses.



PIONEERS AND COMPANIONS

Responsibilities of the coordinator



- First point of contact
- Registration of the locations in the QS database (maintenance of master data)
- Organisation of the monitoring programmes
- Organisation of the audits
- Organisation of participation in the additional module (e.g. VLOG, Regionalfenster)
- Sending of individual access data for the QS database

DOCUMENTS FOR COORDINATORS



- The following documents are relevant for coordinators:
 - [Guideline Coordinators](#)
 - [General Regulations](#) and annex 5.1 – 5.2
 - [Guideline Certification](#)
 - [Scale of fees](#)
- For the livestock owners and livestock transporters the respective requirements in the categories *guidelines, checklists* and *further documents* are published in the document center.

Guideline
Coordinators Agriculture/Production



Guideline
Feed Monitoring



Guideline
Salmonella Monitoring Pigs



Guideline
Antibiotics Monitoring Poultry

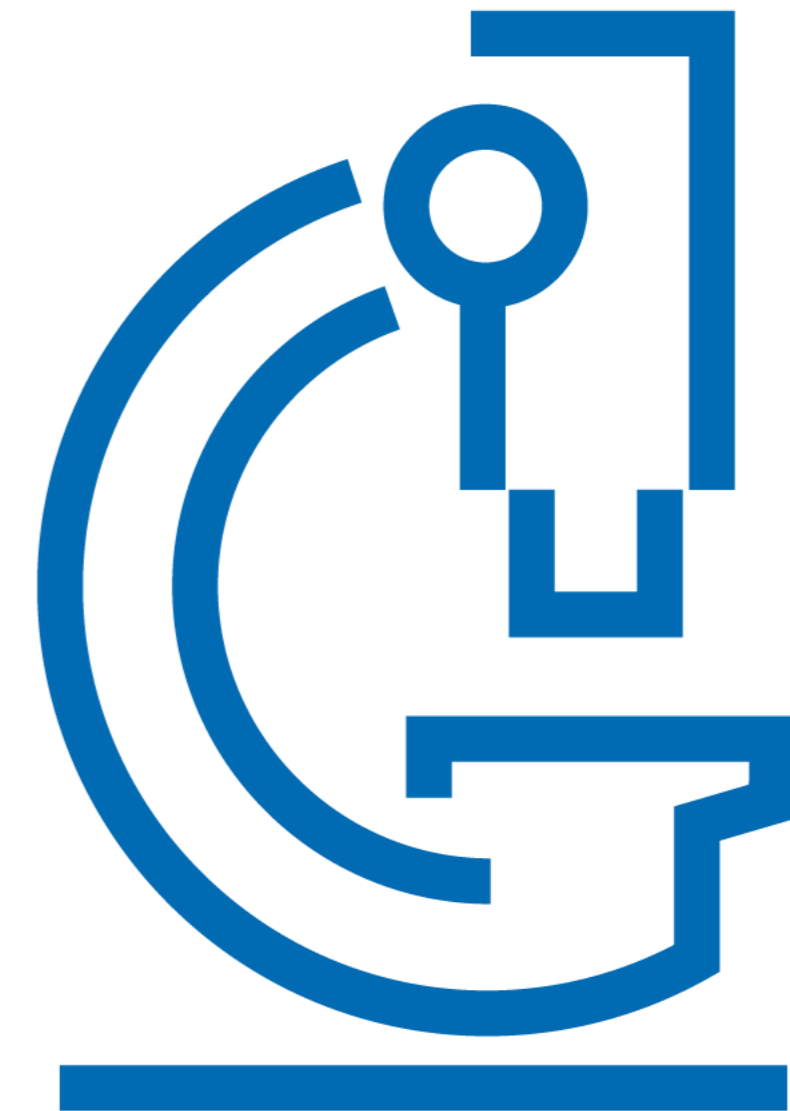


MONITORING PROGRAMMES – ORGANISATION AND IMPLEMENTATION (COORDINATORS)



Feed monitoring (on-farm mixers):

- Preparation of a feed control plan
- Arrangement of the neutral sampling and commissioning of QS-recognised laboratories
- Organisation/Maintenance/Proof of the data of the control plan
- Forwarding of analysis results to locations
- Assignment of the locations to the sampler in the database
- Reporting of feed non-conformities to QS




MONITORING PROGRAMMES – ORGANISATION AND IMPLEMENTATION (COORDINATORS)



Salmonella monitoring (pig production):

- Recording and maintenance of data
 - Master data maintenance in the QS database
 - Entering of the annual production or the number of fattening places, mode of production
 - Recording of unoccupied periods after notification by the livestock owner
- Forwarding of information letters and notifications respectively



MONITORING PROGRAMMES – ORGANISATION AND IMPLEMENTATION (COORDINATORS)



Antibiotics monitoring (calf production, fattening and breeding poultry, pig production):

- Recording of specific data and entering in the antibiotics database
- Recording of mandatory data
- Assignment of veterinarians declared by the livestock owner
- Forwarding of the therapy index and notification respectively



MONITORING PROGRAMMES – ORGANISATION AND IMPLEMENTATION (COORDINATORS)



Diagnostic data (pig production):

- Organisation of participation in the registration of diagnostic data
- Forwarding of the animal health indices

Residue control programme (calf production):

- Preparation of and compliance with the residue control plan

Info: Further information on monitoring programmes can be found [here](#).

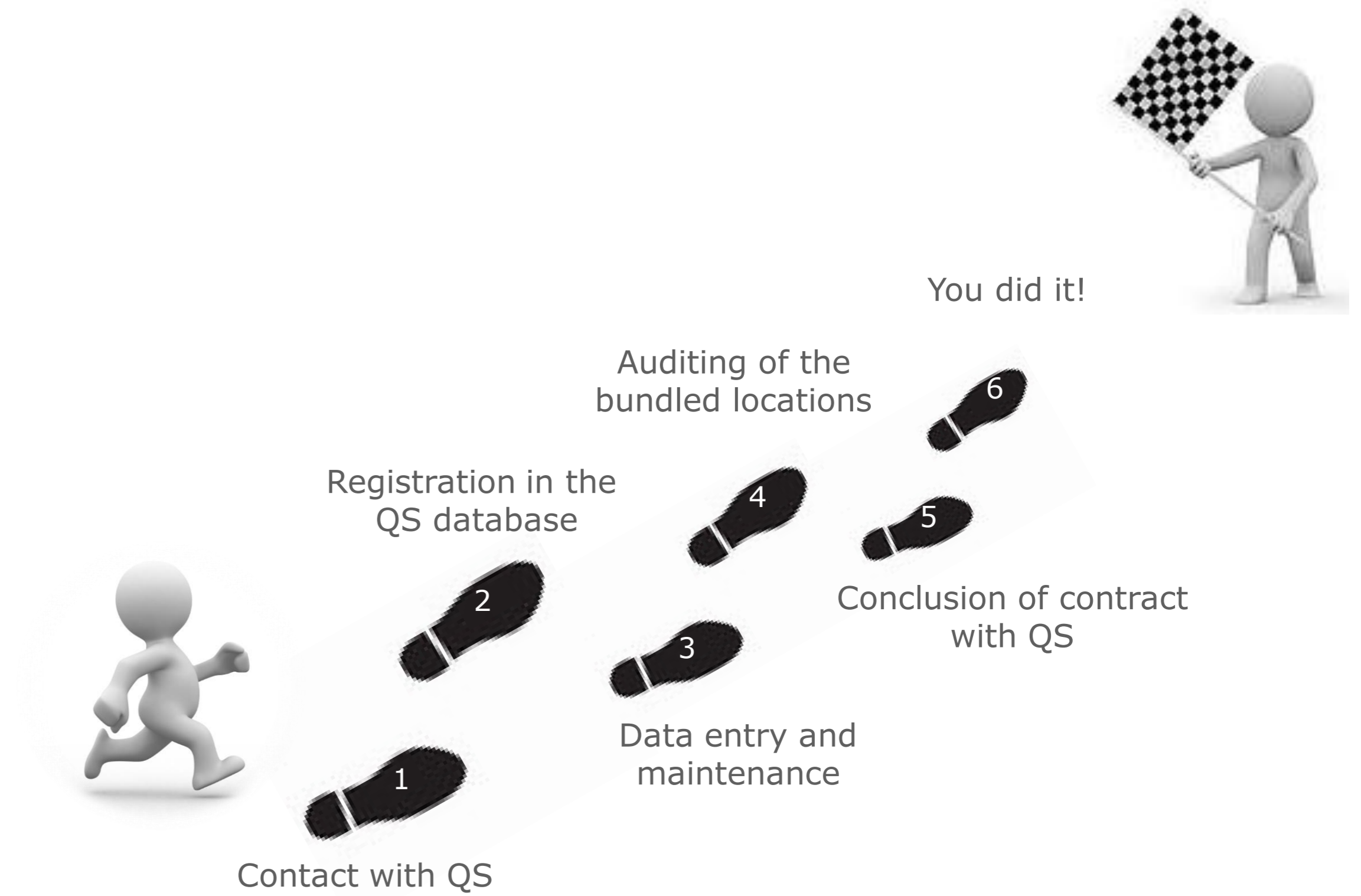


THE WAY INTO THE QS SCHEME

.....

WAY INTO THE QS SCHEME

The way into the QS scheme in 6 steps



WAY INTO THE QS SCHEME: PROCEDURE

Step 1: Contacting QS



Your contact person



Annika Schroedter

Tel +49 (0) 228 35068-219

Fax +49 (0) 228 35068-16219

annika.schroedter@q-s.de

WAY INTO THE QS SCHEME

STEP 2: REGISTRATION IN THE QS DATABASE



- Visit the website of the [QS database](#)
- Click on the button "Initial registration" (see figure on the right)
- Now accept the data privacy statement
- Then choose the stage "Coordinator agriculture/production"

Info: You can find a detailed description of the initial registration on our [Support page](#).

New to QS

> Initial registration

Login

User name

Password

> Login

Forgot your password?

Video: forgot your password

Tips for a good password

Check eligibility of delivery

> Scheme Participant Search

WAY INTO THE QS SCHEME

STEP 2: REGISTRATION IN THE QS DATABASE



- The following information has to be provided during the initial registration:
 - Address of your company
 - Contact data of the legal representative, the crisis manager and (not mandatory) the contact person
 - Data of the location of your company
- Then select the certification body, which is supposed to implement the independent inspection (audit) in your company and conclude a contract with the certification body.

WAY INTO THE QS SCHEME

STEP 2: REGISTRATION IN THE QS DATABASE



Reception of the access data:

- After the conclusion of the initial registration you will receive a confirmation of registration with access data by e-mail
- With this access data you can maintain your master data
- The certification body of your choice will be informed of your registration by e-mail

New to QS

> Initial registration

Login

User name

Password

> Login

[Forgot your password?](#)

[Video: forgot your password](#)

[Tips for a good password](#)

Check eligibility of delivery

> Scheme Participant Search

WAY INTO THE QS SCHEME

STEP 3: DATA ENTRY AND MAINTENANCE OF BUNDLED LOCATIONS



Registration of bundled locations and master data maintenance

- Log in to the QS database with your access data:
Register and deregister of your bundled locations
Note: You cannot bundle your own location, only other (external) locations.
- Written agreement (declaration of participation and power of attorney) with each bundled location for the corresponding location
- By signing the first declaration of participation, you must comply with all QS requirements.

Info: You can find detailed QS database instructions on the master data functionalities and monitoring programmes on our [Support page](#) and in our [Video Tutorials](#).

Database instructions

Answers to questions that are frequently asked have been collected in the [FAQs for Technical Management of the QS-Database](#) and for [coordinators](#). In the event of technical questions, please contact us: [Your points of contact](#).

On this page we offer detailed **instructions** with regard to the use of the database - step by step.

- Search scheme participant ✓
- Initial registration ✓
- Read-only access to all the own data of farmers/producers ✓
- For certification bodies/auditors ✓
- Master data (scheme participants and coordinators) ✓
- Residue monitoring (scheme participants, coordinators, laboratories) ✓
- Feed monitoring (scheme participants, coordinators, laboratories) ✓
- Antibiotics monitoring (veterinarians and farmers) ✓

[Click here for instructions in Spanish.](#)

WAY INTO THE QS SCHEME

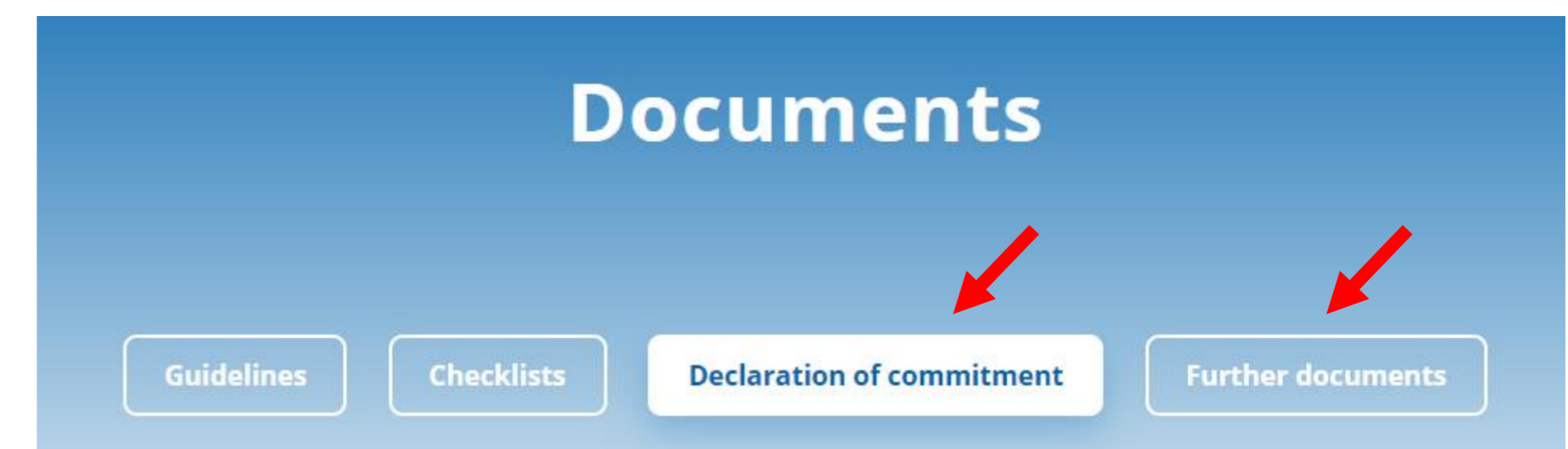
STEP 3: DATA ENTRY AND MAINTENANCE OF BUNDLED LOCATIONS



Conclusion of the declaration of participation and power of attorney

- A separate declaration of participation and power of attorney must be completed for each legally independent location
- Each location must have its own 15-digit registration number (ISO code + company number)
- If data is forwarded to third parties, the declaration of consent for further data use must be completed and signed by the legal representative of the location.

Info: The declaration of participation and power of attorney and the declaration of consent for further data use can be found [here](#).



WAY INTO THE QS SCHEME

STEP 3: DATA ENTRY AND MAINTENANCE OF BUNDLED LOCATIONS



Conclusion of the declaration of participation and power of attorney

- Each location has to indicate the relevant production scope(s) at the time of the registration

Info: a list of the production scopes can be found [here](#).

Documents

Guidelines Annexes Checklists Sample forms **Further documents** VLOG

Production scope list

Production Coordinators Agriculture Slaughtering/Deboning Processing Butchery

Wholesale Broker Storage Pig Cattle Poultry Auditors

Slaughtering/Deboning Coordinator production Production

List of Production Scopes

XLSX / 138.4 KB

Select Download

Agriculture (To see the possible combinations of the product scopes, please click on the arrow)	
20	agricultural coordinator
904	livestock transport
Production branch cattle farming	
1001	cattle production
1002	calf production
1004	calf breeding
1008	dairy farming
1016	suckling cow production
1320	cows (QM milk)
Production branch pig farming	
2001	pig production
2002	gilt and boar rearing
2004	sow and piglets production
2008	piglet rearing
Production branch poultry farming	
3001	broiler production
3002	turkey rearing
3004	turkey production
3008	peking duck rearing
3016	peking duck production
3032	laying hen farming
301	broiler breeder farming
304	turkey breeder farming

WAY INTO THE QS SCHEME

STEP 4: AUDITING AND CERTIFICATION OF THE BUNDLED LOCATIONS



Commissioning of audits on QS locations

- During the registration of bundled locations select a QS-approved certification body for the conduction of audits.
- You can also work with more than one certification body (for each certification body a contract in written form must be signed).
- You instruct the certification body for conduction of audits for the locations.
- The certification body inspects the bundled location and enters the audit report into the QS database.

Info: If more than one certification body is commissioned, an overview needs to be available that shows the assignment of locations to the certification bodies.

WAY INTO THE QS SCHEME

STEP 5: CONCLUSION OF CONTRACT WITH QS QUALITÄT UND SICHERHEIT GMBH



- As soon as the first location receives a certification after successful auditing, you receive a scheme agreement as well as a master data sheet for your company from QS.
- Please sign the attached contract and fill in the master data sheet. Then send both documents back to vertragswesen@qs.de.
- One example of the contract will be signed by QS and will be send back to you for your records by e-mail.

WAY INTO THE QS SCHEME

STEP 6: YOU DID IT!



- As soon as the signed contracts and all information are completely present at QS, you are a scheme participant and you will be listed in the official list of QS-approved coordinators.
- The bundled locations receive the eligibility of delivery as soon as you are certified successfully.

Info: A list of all coordinators in the livestock farming sector can be found [here](#).



QS-Database

Actively support quality assurance with reliable data management

New to QS

> Initial registration

Login

User name

Password

> Login

[Forgot your password?](#)

[Video: forgot your password](#)

[Tips for a good password](#)

Check eligibility of delivery

> Scheme Participant Search



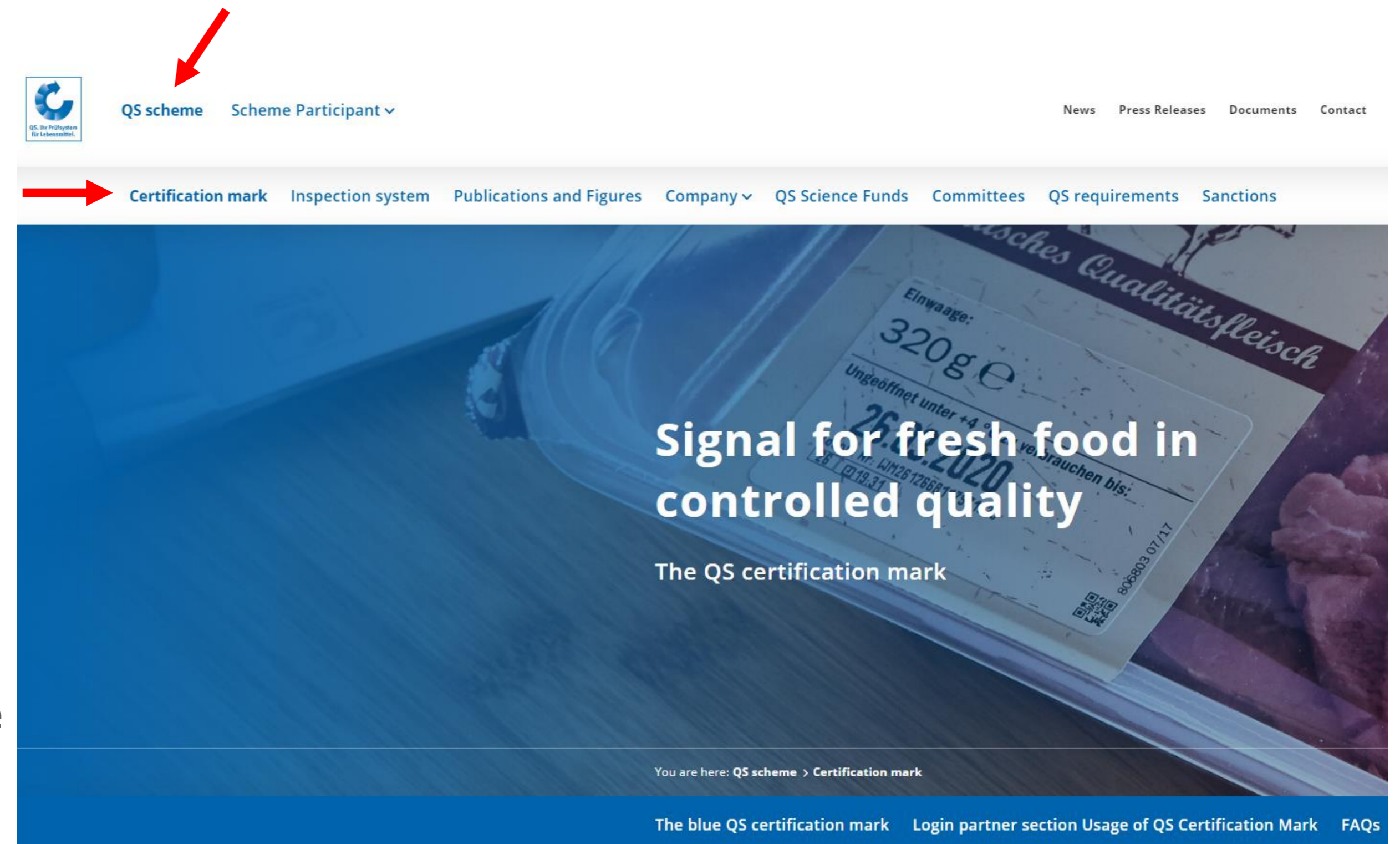
WAY INTO THE QS SCHEME

STEP 6: YOU DID IT!



Use of certification mark

- With the conclusion of the contract you are furthermore entitled to use the QS certification mark (you can transfer rights of use to bundled locations).
- You receive an e-mail from us with the access data for the password-protected area "use of the certification mark".
- There you can find the printable file of the QS certification mark for download.
- You can find the rules of the QS certification mark in the style guide on the [homepage](#) under the menu item "certification mark".



WAY INTO THE QS SCHEME

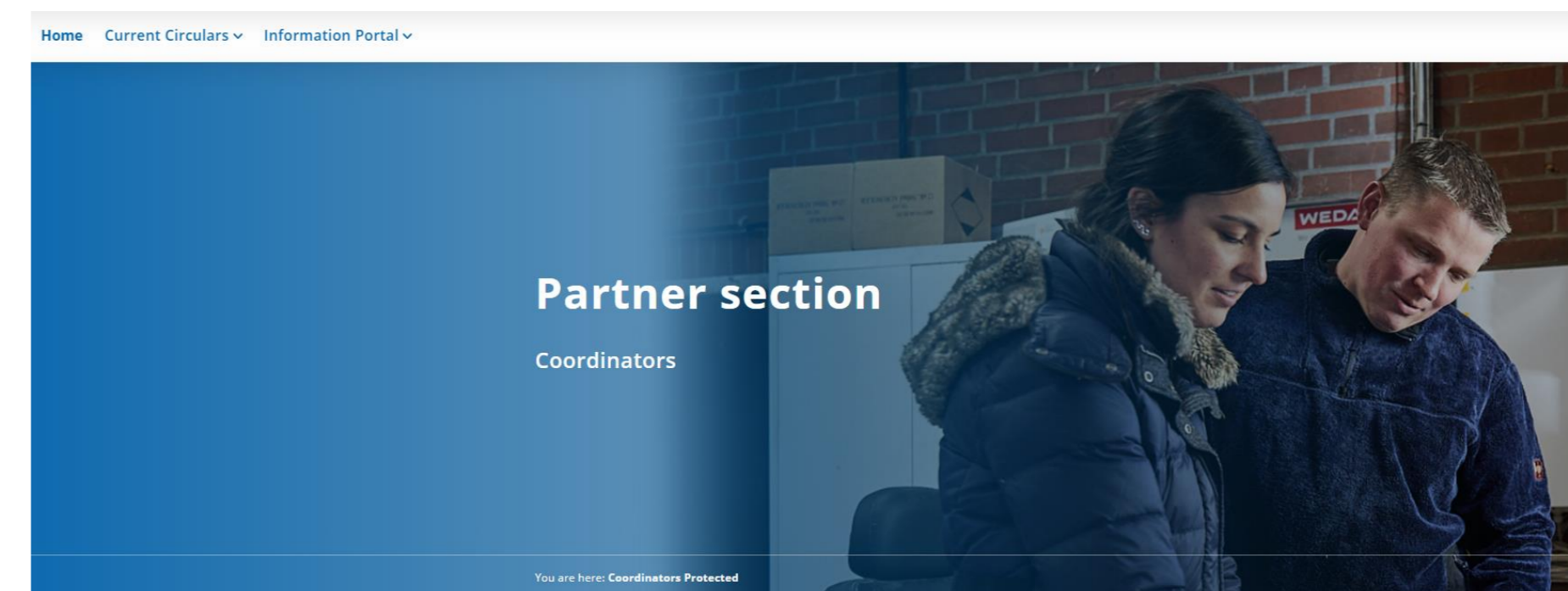
STEP 6: YOU DID IT!



Partner section for coordinators

- In the information portal you will find further helpful information about the QS database, the QS monitoring programmes and additional modules as well as general information about the QS scheme and our published circulars of the last six months.
- To enter the partner section for coordinators, log in to the partner section on the homepage.

Info: The access data are identical to those of the password-protected area "usage of the certification mark".



In our partner section for coordinators we have compiled a series of information for your work. For questions or suggestions, please contact your contact person for *livestock farming* or *production fruit, vegetables, potatoes*.

INFORMATION, TIPS AND SUGGESTIONS

.....

TIPS FOR A GOOD START

New registrations of locations/clarification before the audit



First contact with the location



- ✓ Does the location purchase QS feed?
 - ✓ Are further preliminary stages QS eligible to deliver (e.g. sow production, piglet rearing, hatchery)
- After signing the declaration of participation and power of attorney:
- ✓ Did the location already carry out a self-assessment?
 - ✓ Does the location have a contract with a veterinarian for the veterinary stock care?
 - ✓ Did the veterinarian already document a stock visit before the initial audit?
 - ✓ ...?

TIPS FOR A GOOD START

New registrations of locations/clarification before the audit



Monitoring programmes

- ✓ Does the newly registered location have to participate in the monitoring programmes (particularities of foreign companies)?
- ✓ If yes, have all relevant data been stored in the relevant database (e.g. veterinarian in the antibiotics database)?
- ✓ Antibiotics monitoring: Is the veterinarian already registered in the antibiotics database?
- ✓ Is the location an on-farm mixer (feed monitoring)?

CORRECT REGISTRATION

List of Production Scopes



- The production scope which is checked must also be registered in the database
- All relevant areas of the company that wish to participate in the QS scheme must be registered (rearing, fattening, ...)

Agriculture (To see the possible combinations of the product scopes, please click on the arrow)	
20	agricultural coordinator
904	livestock transport
Production branch cattle farming	
1001	cattle production
1002	calf production
1004	calf breeding
1008	dairy farming
1016	suckling cow production
1320	cows (QM milk)
Production branch pig farming	
2001	pig production
2002	gilt and boar rearing
2004	sow and piglets production
2008	piglet rearing
Production branch poultry farming	
3001	broiler production
3002	turkey rearing
3004	turkey production
3008	peking duck rearing
3016	peking duck production
3032	laying hen farming
301	broiler breeder farming
304	turkey breeder farming
Agriculture hatchery	
50	hatchery broiler chicks
51	hatchery turkey chicks
52	transport chicks own vehicles
53	transport chicks 1:1 contracted carriers

PRODUCTION SCOPES



Example 1

- A turkey farmer buying day-old chicks, who rears and fattens the turkey and sends them to the abattoir ready for slaughter must be registered and checked with 3006 (or 3002 + 3004)

Example 2

- A pig farmer who houses weaned piglets and rears, fattens and sends them to the abattoir ready for slaughter must be registered and checked with 2009 (or 2001 + 2008)

No.	Production Scope	Definition	QS-animals for sale
Stage agriculture			
Production branch poultry farming			
3001	broiler production	broiler production (light, medium, heavy fattening) as of arrival of the day-old chicks	broiler
3002	turkey rearing	turkey rearing as of arrival of the day-old chicks without fattening	rearing turkeys up to the age of 35 days
3004	turkey production	fattening of turkeys as of arrival of rearing animals	fattening turkeys as of the age of 35 days
3008	peking duck rearing	peking duck rearing as of arrival of the day-old chicks without fattening	rearing peking ducks up to the age of 18 days
3016	peking duck production	fattening of peking ducks as of arrival of rearing animals	fattening peking ducks as of the age of 18 days
3032	laying hen farming	laying hen farming for the production of eggs for consumption	no marketing in the QS-chain possible
301	broiler breeder farming	breeder farming for the production of hatching eggs	breeder for slaughtering; (hatching eggs for the delivery to QS-hatcheries)
304	turkey breeder farming	breeder farming for the production of hatching eggs	breeder for slaughtering; (hatching eggs for the delivery to QS-hatcheries)
Production branch pig farming			
2001	pig production	pig production (first and final fattening from 25 kg), selection fattening	fattening pigs, sorted out breeding animals (gilts/entire males), sucking pigs
2002	gilt and boar rearing	rearing from 25 kg (without selection fattening)	breeding weaners, gilts and entire males for breeding
2004	sow and piglets production	piglets production and piglets breeding till weaning	sows, boars, piglets up to 10 kg
2008	piglet rearing	rearing of weaned piglets (incl. Baby piglet rearing)	weaned piglets (incl. baby piglets) up to 30 kg, sucking pigs
Recommendation: if the company keeps fattening pigs, the production scope 2001 should be selected additionally. This also applies to individual animals or selection fattening (see salmonella programme).			

CHAIN CONCEPT/CLARIFICATION BEFORE THE AUDIT

ARE THE UPSTREAM STAGES ELIGIBLE TO DELIVER?



Pig production/Sow production/Piglet rearing:

- Feed sector
- Livestock transport (transport of piglets to the fattening company/transport of fattening pigs to the abattoir)
- Piglet production/rearing purchase of animals

Cattle farming

- Feed sector
- Livestock transport (transport of fattening animals to the abattoir)

Breeding poultry

- Feed sector

Poultry rearing/production:

- Feed sector
- Breeding poultry
- Hatchery
- Livestock transport (chicks for rearing/to the fattening company/transport of fattening animals to the abattoir)

PARTNER FOR THE LOCATIONS

IMPLEMENTATION OF YOUR RESPONSIBILITIES



- Quarterly
 - ✓ Salmonella/Antibiotics monitoring/diagnostic data: Sending of information letters
- Annually
 - ✓ Observance of the revision of the guidelines as of 1 January each year
 - ✓ Informing locations about the revision
 - ✓ Establishment of the self-assessment coordinator
 - ✓ Establishment of and compliance with the feed control plan
- Regularly
 - ✓ Timely commissioning of audits
 - ✓ Informing locations about follow-up audits
 - ✓ Information transfer of relevant QS topics (e.g. from circulars)
- If required
 - ✓ Write to locations regarding sanction procedures
 - ✓ Write to locations regarding open corrective actions



Qualitätssicherung. Vom Landwirt bis zur Ladentheke.

NEUTRAL CONTROLS

Coordinator audit



- You will also be audited as a coordinator (cf. Guideline Certification and Guideline Coordinators Agriculture)
- The coordinator audit is carried out by an independent certification body
- The first audit of newly approved coordinators is conducted **at the earliest six months after the signing of the contract but at latest one year thereafter!**



NEUTRAL CONTROLS

Audit types – Measures of the scheme integrity system



Random sample audits (unannounced)

In the period between the periodically conducted regular audits, compliance with QS requirements is checked by means of random sample audits. Unless they contain K.O. evaluations, random sample audits do not have an effect on the frequency of regular audits or the QS status (as well as with the audit of special purpose).

Audits of special purpose (generally unannounced)

In suspected cases or in the event of imminent danger, QS immediately commissions audits of special purpose at the scheme participants.

NEUTRAL CONTROLS

Audit types – Measures of the scheme integrity system



Inspection of auditors and certification bodies

Parallel audit

Parallel audits serve to verify the result of a previous regular audit. They are performed by QS within a maximum of six weeks after the regular audit.

Accompaniment of audit

Audits conducted in the QS scheme may be accompanied by QS or a person commissioned by QS.

Audit report inspection

Audit reports entered into the QS database by certification bodies are verified with regard to completeness, comprehensibility and correctness.

SPECIAL TOPICS



No certification of single cycles

- Permanent and uninterrupted compliance with all requirements after signing the declaration of participation and power of attorney for the entire location mandatory
- No change of QS- and Non-QS-cycles in the sheds/sties, and also not possible by shed/sty or compartment, entire location means location number and production scope
- If a location is deregistered and re-registered within six months: Carrying out a follow-up audit (including consideration of the period until re-registration)

Follow-up audits in a timely manner

- Locations are obliged to carry out follow-up audits, no implicit, quasi passive participation without certification
- Locations that do not (or do not want to) comply with the audit obligation and whose certificate has expired must be deregistered quickly.

SPECIAL TOPICS TERMS IN THE QS SCHEME



Eligible to deliver

- Authorization to deliver goods into the QS scheme, after passing the audit and audit report release.
- After expiry of the certification, the location is no longer eligible to deliver.

Blocked

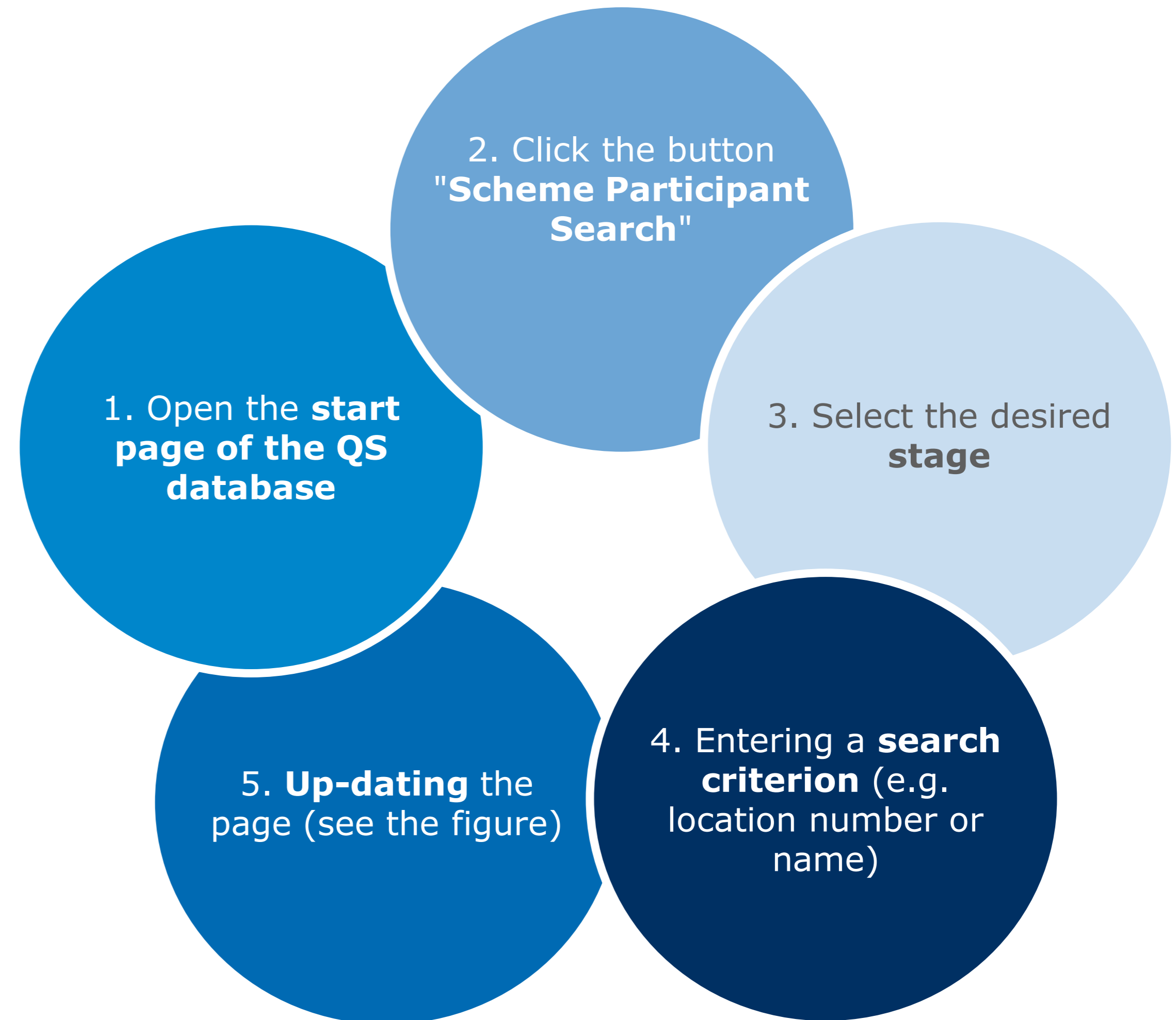
- A block is placed "over" the eligibility of delivery. Meanwhile, it can no longer be delivered to the QS system.
- Possible causes for a blockage: Salmonella blockage, antibiotic blockage, no timely implementation of corrective actions

Inactive (Salmonella monitoring)

- Pig fattening locations, which have been scheme participants for at least six months and no sampling was conducted or
- which have been participating for some time but have not been sampled for more than one year.
- Exclusion from delivering into the QS scheme until a sample was taken and it can be proven in the salmonella database.




SPECIAL TOPICS



Query of the eligibility of delivery in the QS database

[Home](#) [Databases](#) [Support](#) [Video Tutorials](#)



THANK YOU!

Annika Schroedter

QS Qualität und Sicherheit GmbH

Tel. +49 (0) 228 35068-219

Fax +49 (0) 228 35068-16219

annika.schroedter@q-s.de



QS Qualität und Sicherheit GmbH

Schedestr. 1-3, 53113 Bonn

Telefon: +49 (0) 228 35068 0

E-Mail: info@q-s.de

www.q-s.de

Geschäftsführer: Dr. Alexander Hinrichs